EXHIBIT A-17

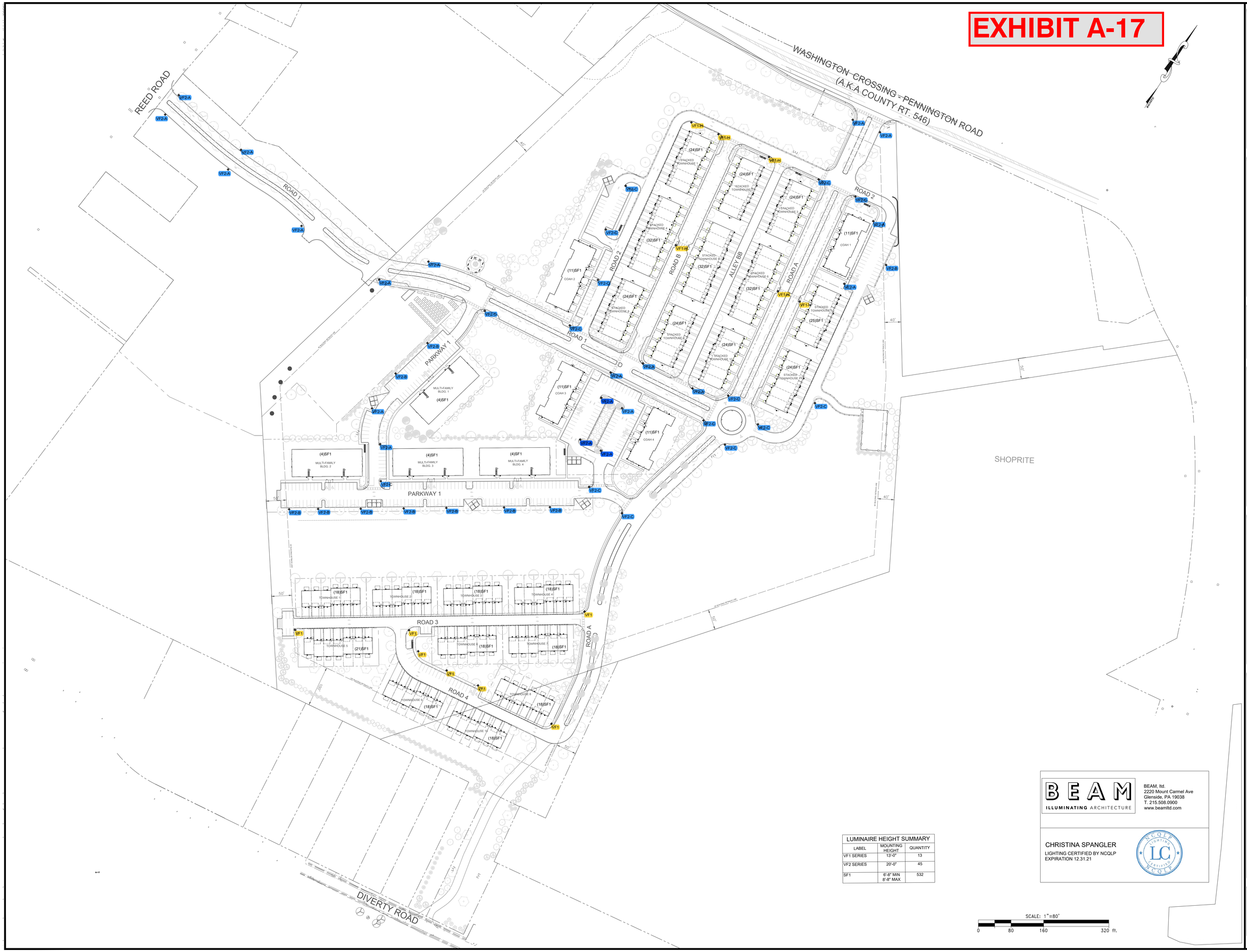

LUMINAIRE HEIGHT SUMMARY		
LABEL	MOUNTING HEIGHT	QUANTITY
VF1 SERIES	13'-0"	13
VF2 SERIES	20'-0"	45
SF1	6'-8" MIN 8'-8" MAX	532

SCALE: 1"=80'

0 80 160 320 ft.

BEAM
ILLUMINATING ARCHITECTURE

BEAM, ltd.
2220 Mount Carmel Ave
Glenside, PA 19038
T. 215.508.0900
www.beamltd.com

CHRISTINA SPANGLER
LIGHTING CERTIFIED BY NCQLP
EXPIRATION 12.31.21

NCQLP LIGHTING CERTIFIED LC

REVISION								
7	8	9	10	11	12			
DATE								
CHKD								

REVISION								
1	2	3	4	5	6			
		REV. PER NJDEP FHA						
		5/12/21	KK					
DATE								
CHKD								

PROJ.: 08068-LF-001
DATE: 5-3-2021
CHKD: SAD

THIS DRAWING AND ALL INFORMATION, CONTRACTS REFER IS AUTHORIZED FOR USE ONLY FOR THE PROJECT FOR WHICH IT IS CERTIFIED. THIS DRAWING MAY NOT BE REPRODUCED, REPRODUCED, DISTRIBUTED OR RELIED UPON FOR OTHER PURPOSES OR PROJECTS WITHOUT THE WRITTEN CONSENT OF BOWMAN CONSULTING GROUP, LTD.
© 2021, BOWMAN CONSULTING GROUP, LTD. ALL RIGHTS RESERVED.

Bowman CONSULTING

Bowman Consulting Group, Ltd.
303 W. Main Street
Freehold, New Jersey 07728
www.bowmanconsulting.com
E-mail: NJ@BowmanConsulting.com

Phone: 732-665-5500
FAX: 732-665-5505
NJ Certificate of Authorization:
No. 24GA28225600

_Unsaged\CAD Sign\CAD~Signature.tif

SEAN A. DELANY, N.J. Professional Engineer, Lic. 24GE04447100

PRELIMINARY & FINAL MAJOR SUBDIVISION AND PRELIMINARY & FINAL SITE PLAN

THE COLLECTION at HOPEWELL

LIGHTING LAYOUT EXHIBIT

BLOCK 85, LOT 5, BLOCK 86, LOTS 32-34 &130; AND PART OF BLOCK 85, LOT 9
TOWNSHIP OF HOPEWELL, MERCER COUNTY, NEW JERSEY

SHEET No. 1 OF 1

EXHIBIT A-17.1

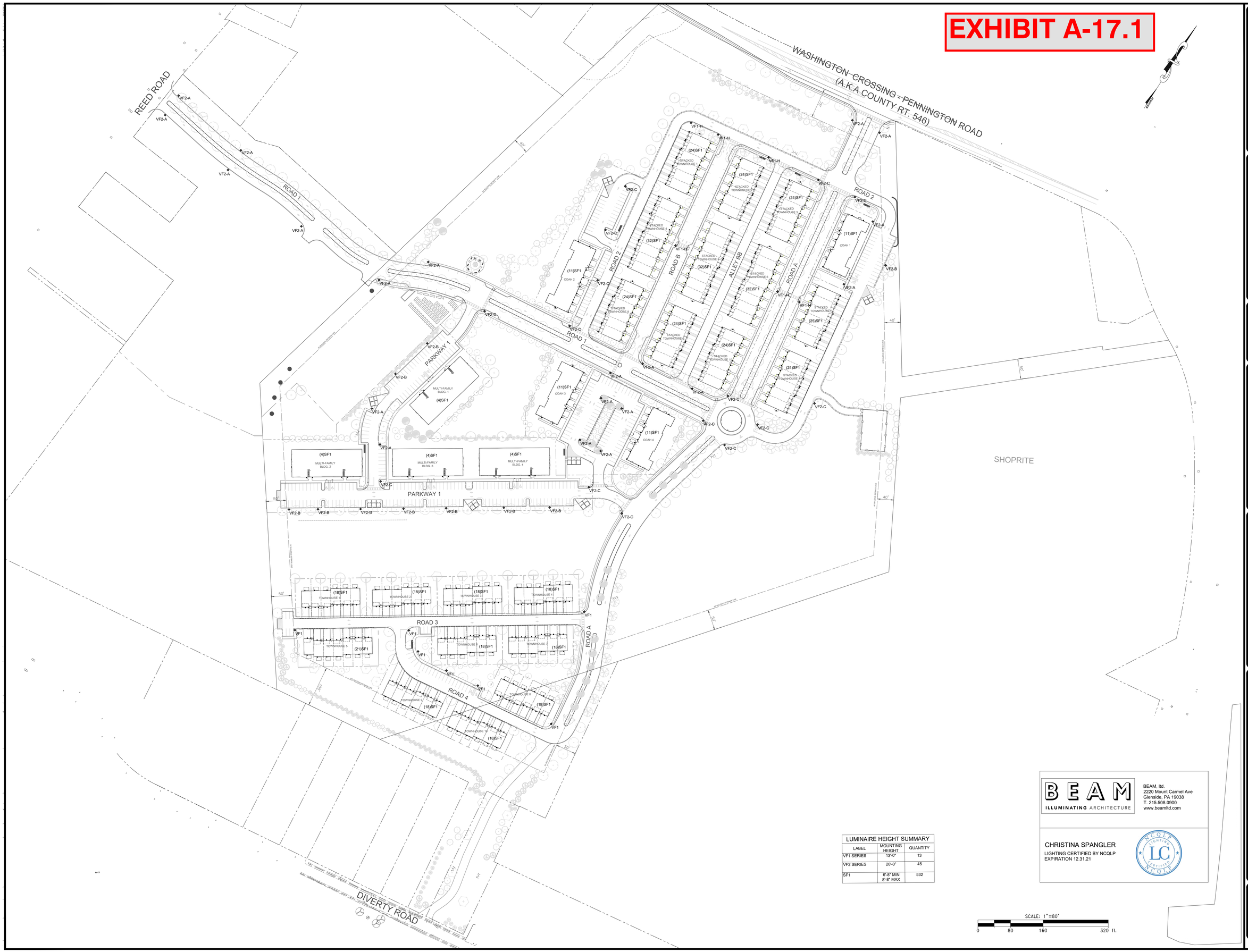

LUMINAIRE HEIGHT SUMMARY		
LABEL	MOUNTING HEIGHT	QUANTITY
VF1 SERIES	13'-0"	13
VF2 SERIES	20'-0"	45
SF1	6'-8" MIN 8'-8" MAX	532

BEAM
ILLUMINATING ARCHITECTURE

BEAM, ltd.
2220 Mount Carmel Ave
Glenside, PA 19038
T. 215.508.0900
www.beamltd.com

CHRISTINA SPANGLER
LIGHTING CERTIFIED BY NCQLP
EXPIRATION 12.31.21

NCQLP LIGHTING CERTIFIED LC

REVISION	DATE	CHKD
12		
11		
10		
9		
8		
7		

REVISION	DATE	CHKD
6		
5		
4		
3 REV. PER NJDEP FHA	5/12/21	KK
2		
1		

PROJ.: 08068-LF-001
DATE: 5-3-2021
CHKD: SAD

THIS DRAWING AND ALL INFORMATION, CONTRACTS REFER IS AUTHORIZED FOR USE ONLY BY THE PERSON OR ENTITY TO WHOM IT IS CERTIFIED. THIS DRAWING AND ALL INFORMATION, CONTRACTS ASSOCIATED, DISTRIBUTED OR RELEASED BY THE PERSON OR ENTITY TO OTHERS WITHOUT THE WRITTEN CONSENT OF BOWMAN CONSULTING GROUP, LTD. IS PROHIBITED. © 2021, BOWMAN CONSULTING GROUP, LTD. ALL RIGHTS RESERVED.

Bowman CONSULTING

Bowman Consulting Group, Ltd.
303 W. Main Street
Freehold, New Jersey 07728
www.bowmanconsulting.com
Email: NJ@BowmanConsulting.com

Phone: 732-462-5500
Fax: 732-462-5501
NJ Certificate of Authorization
No: 24GA28022600

...\Images\SAD_Sign\SAD-Signature.tif

SEAN A. DELANY, N.J. Professional Engineer, Lic. 24GE04447100

PRELIMINARY & FINAL MAJOR SUBDIVISION AND PRELIMINARY & FINAL SITE PLAN

THE COLLECTION at HOPEWELL

LIGHTING LAYOUT EXHIBIT

BLOCK 85, LOT 3; BLOCK 86, LOTS 32-34 &130; AND PART OF BLOCK 85, LOT 9
TOWNSHIP OF HOPEWELL, MERCER COUNTY, NEW JERSEY

SHEET No.
11
OF
0

EXHIBIT A-17.2

BEAM
ILLUMINATING ARCHITECTURE

BEAM, ltd.
2220 Mount Carmel Ave
Glenside, PA 19038
T. 215.508.0900
www.beamltd.com

CHRISTINA SPANGLER
LIGHTING CERTIFIED BY NCQLP
EXPIRATION 12.31.21

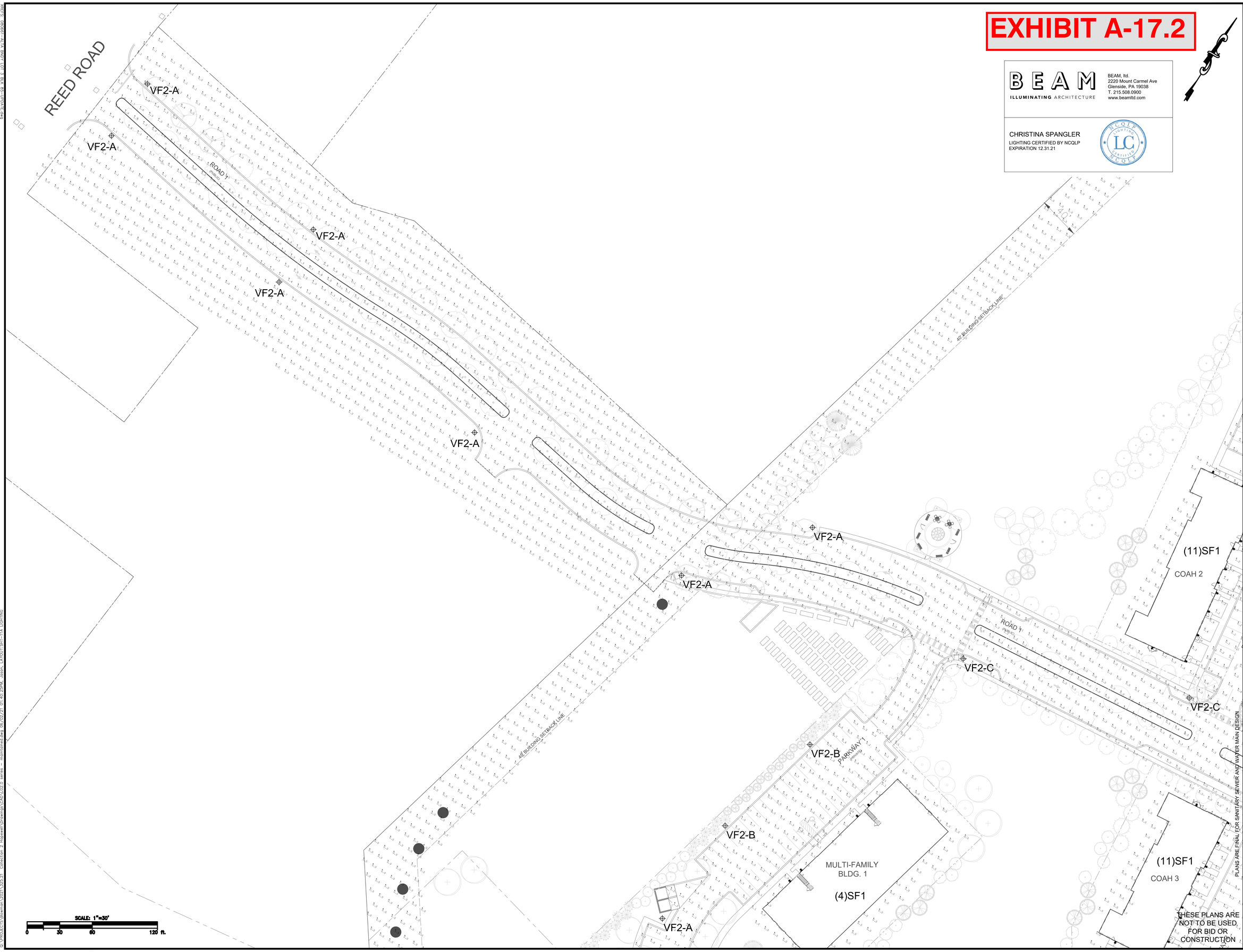

No.	DATE	DWN	REVISION
12			
11			
10			
9			
8			
7			
6			
5			
4			
3	5/12/21	KK	REV. PER NJDEP FHA
2	4/13/21	KK	REV. FOR TOWN SUBMISSION
1	12/9/21	SAD	REGULATORY AGENCY SUBMISSION

REV.: 10/06/21-11-001
DATE: 11-05-2021
CHKD: SAD

THIS DRAWING AND ALL INFORMATION CONTAINED HEREIN IS AUTHORIZED FOR USE ONLY FOR THE PURPOSE FOR WHICH THE WORK WAS CONTRACTED OR TO WHICH IT MAY BE SUBJECT. IT MAY NOT BE COPIED, REUSED, DISCLOSED, DISTRIBUTED OR RELIED UPON FOR ANY OTHER PURPOSE WITHOUT THE PRIOR WRITTEN CONSENT OF BOWMAN CONSULTING GROUP. © 2019 BOWMAN CONSULTING GROUP

Bowman CONSULTING

Bowman Consulting Group, Ltd.
30 Wilbur St.
Freehold, New Jersey 07728
www.BowmanConsulting.com
E-mail: NJ@BowmanConsulting.com

Phone: 732-665-5500
FAX: 732-665-5501
NJ Certificate of Authorization
No. 24GA28223900

\Images\SAD Sign\SAD-Signature.tif

SEAN A. DELANY, N.J. Professional Engineer, Lic. 24GE04447100

PRELIMINARY & FINAL MAJOR SUBDIVISION AND PRELIMINARY & FINAL SITE PLAN

THE COLLECTION at HOPEWELL
LIGHTING PLAN - MAINTAINED

BLOCK 85, LOT 3; BLOCK 86, LOTS 32-34 &130; AND PART OF BLOCK 85, LOT 9
TOWNSHIP OF HOPEWELL, MERCER COUNTY, NEW JERSEY

SHEET No.
11
OF
A

Q:\PROJECTS\Bowman\2021\325-21 Collection 2 Hopewell\Drawings\CAD\U22-0 series - maintained.dwg 06/02/21 01:40:29PM jason LAYOUT: SHT-11A LIGHTING
XREFS: 0969-01-ALTA BND1 (3) + BLK 85-1(REALTE).dwg
TM-LENNAR-2-ALTZ.dwg
R-GRADING-Base.dwg
R-GRADING.dwg

EXHIBIT A-17.3

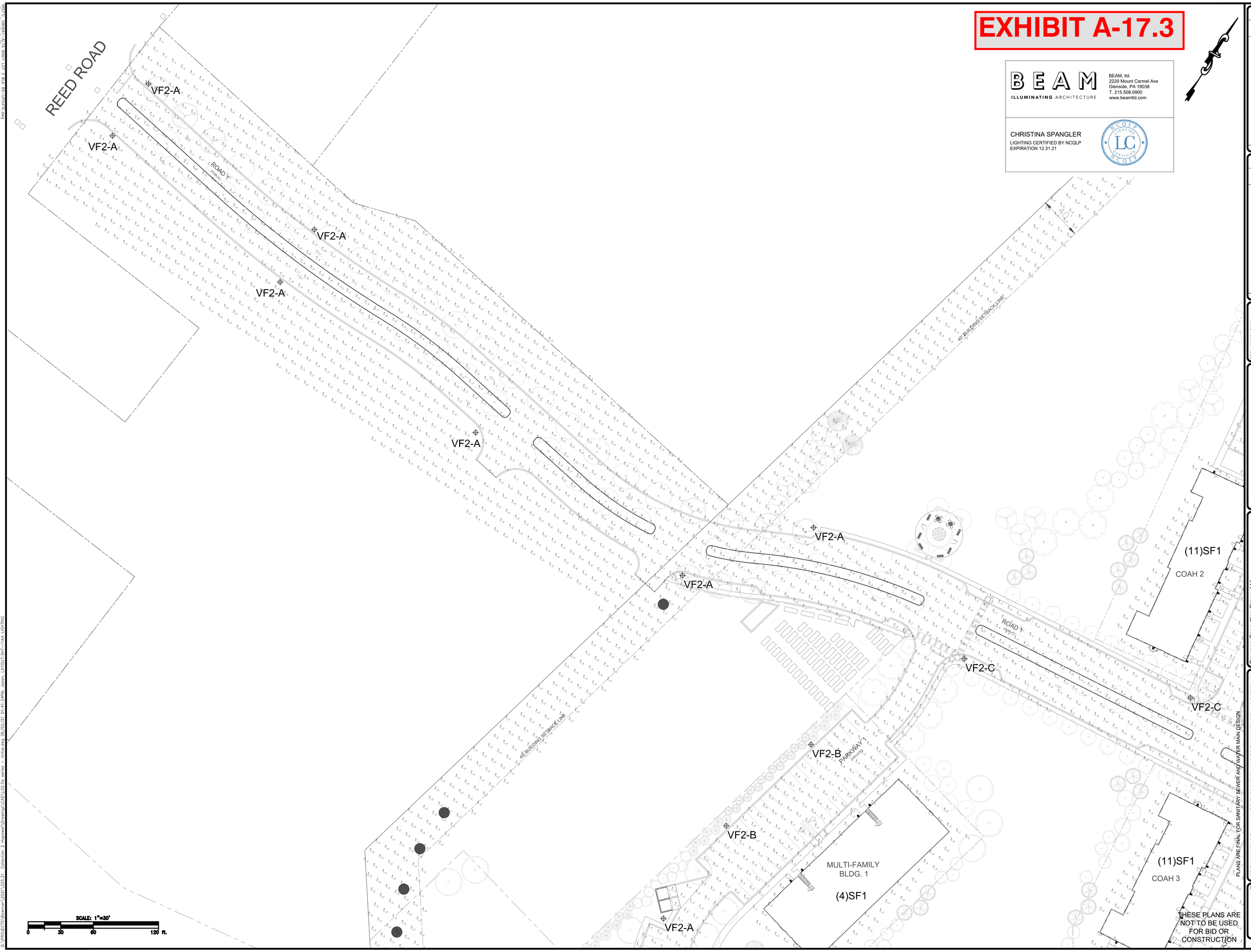

THESE PLANS ARE NOT TO BE USED FOR BID OR CONSTRUCTION

PLANS ARE FINAL FOR SANITARY SEWER AND WATER MAIN DESIGN

BEAM
ILLUMINATING ARCHITECTURE

BEAM, ltd.
2220 Mount Carmel Ave
Glenside, PA 19038
T. 215.508.0900
www.beamltd.com

CHRISTINA SPANGLER
LIGHTING CERTIFIED BY NCQLP
EXPIRATION 12.31.21

No.	REVISION	DATE	CHKD
1	REGULATORY AGENCY SUBMISSION	12/9/21	SAD
2	REV. FOR TOWN SUBMISSION	4/13/21	KK
3	REV. PER NJDEP FHA	5/12/21	KK
4			
5			
6			
7			
8			
9			
10			
11			
12			

PROJ. 19066-11-001
DATE: 11-09-2021
CHKD: SAD

THIS DRAWING IS AN INSTRUMENT OF SERVICE AND IS THE PROPERTY OF BOWMAN. CONTAINED HEREIN IS AUTHORIZED FOR USE ONLY FOR THE PURPOSE FOR WHICH THE WORK WAS CONTRACTED OR TO WHICH IT WAS LICENSED OR PERMITTED. MAY NOT BE COPIED, REUSED, DISCLOSED, DISTRIBUTED OR RELIED UPON FOR ANY OTHER PURPOSE WITHOUT THE WRITTEN CONSENT OF BOWMAN. © 2019 BOWMAN CONSULTING GROUP, LTD. ALL RIGHTS RESERVED

Bowman CONSULTING

Bowman Consulting Group, Ltd.
50 Tice Blvd, Suite 300
Freehold, New Jersey 07728
www.BowmanConsulting.com
E-mail: NJ@BowmanConsulting.com

Phone: 732-865-5500
FAX: 732-865-5501
NJ Certificate of Authorization No. 24GA28223600

\Images\SAD_Sign\SAD~Signature.tif

SEAN A. DELANY, N.J. Professional Engineer, Lic. 24GE04447100

PRELIMINARY & FINAL MAJOR SUBDIVISION AND PRELIMINARY & FINAL SITE PLAN

THE COLLECTION at HOPEWELL
LIGHTING PLAN - INITIAL

BLOCK 85, LOT 3; BLOCK 86, LOTS 32-34 &130; AND PART OF BLOCK 85, LOT 9
TOWNSHIP OF HOPEWELL, MERCER COUNTY, NEW JERSEY

SHEET No. 11 OF AA

XREFS: 19066-11-ALTA BND1 (3) + Blx & S-1(REVALE).dwg
IM: LENNAR-2-ALT2.dwg
R: GRADING.dwg
R: LANDSCAPE.dwg

G:\PROJECTS\Bowman\2020\325-21 Collection 2 Hopewell\Drawings\CAD\LG2-Ca series - initial.dwg 06/02/21 01:41:24PM, jasson, LAYOUT SHT-11AA LIGHTING

EXHIBIT A-17.4

BEAM
ILLUMINATING ARCHITECTURE

BEAM, ltd.
2220 Mount Carmel Ave
Glenside, PA 19038
T. 215.508.0900
www.beamltd.com

CHRISTINA SPANGLER
LIGHTING CERTIFIED BY NCQLP
EXPIRATION 12.31.21

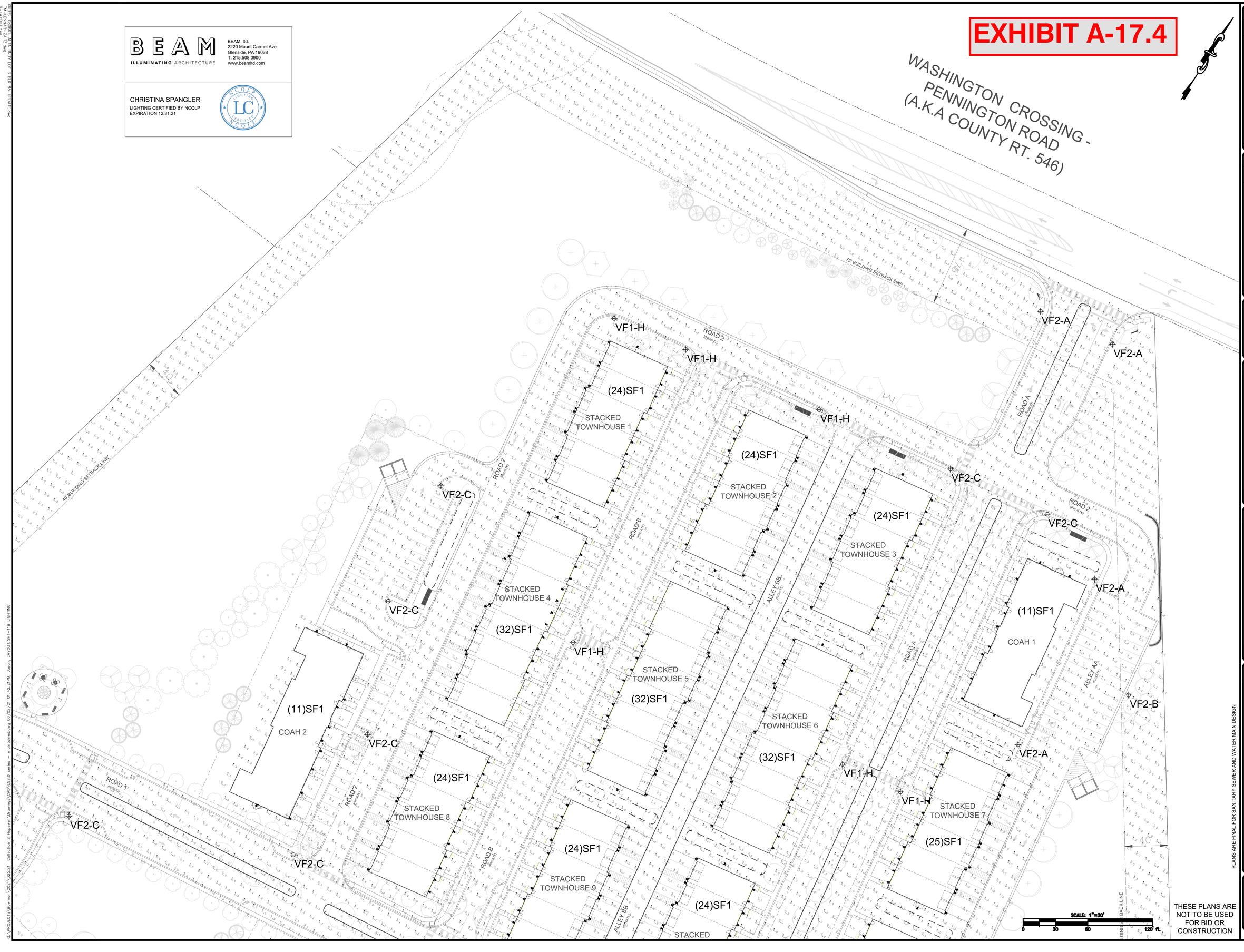

THESE PLANS ARE NOT TO BE USED FOR BID OR CONSTRUCTION

PLANS ARE FINAL FOR SANITARY SEWER AND WATER MAIN DESIGN

REVISION	DATE	CHKD
12		
11		
10		
9		
8		
7		

REVISION	DATE	CHKD
6		
5		
4		
3 REV. PER NJDEP FHA	5/12/21	KK
2 REV. FOR TOWN SUBMISSION	4/13/21	KK
1 REGULATORY AGENCY SUBMISSION	1/29/21	SAD

PROJ.: 080861-F1-001
DATE: 11-20-2020

THIS DRAWING AND ALL INFORMATION, DESIGNS, ARRANGEMENTS AND PLANS ARE OF A PROPRIETARY NATURE AND FOR USE ONLY IN THE OWNER'S PROPERTY. NO RIGHTS ARE EXPRESSED OR IMPLIED. UNLESS OTHERWISE STATED, THIS DRAWING MAY NOT BE COPIED, REPRODUCED, DISCLOSED, DISTRIBUTED OR RELIED UPON FOR ANY PURPOSE WHATSOEVER, WITHOUT THE WRITTEN CONSENT OF BOWMAN CONSULTING GROUP, LTD. ©2020, LTD. ALL RIGHTS RESERVED.

Bowman CONSULTING

Bowman Consulting Group, Ltd.
303 W. Main Street
Freehold, NJ 07728
www.bowmanconsulting.com
email: NJ@BowmanConsulting.com

Phone: 732-665-5500
Fax: 732-665-0020
NJ Certificate of Authorization
No. 24GA28023900

SEAN A. DELANY, N.J. Professional Engineer, Lic. 24GE04447100

PRELIMINARY & FINAL MAJOR SUBDIVISION AND PRELIMINARY & FINAL SITE PLAN

THE COLLECTION at HOPEWELL
LIGHTING PLAN - MAINTAINED

BLOCK 85, LOT 3; BLOCK 86, LOTS 32-34 &130; AND PART OF BLOCK 85, LOT 9
TOWNSHIP OF HOPEWELL, MERCER COUNTY, NEW JERSEY

SHEET No. 11 OF B

EXHIBIT A-17.5

WASHINGTON CROSSING - PENNINGTON ROAD (A.K.A COUNTY RT. 546)

BEAM
ILLUMINATING ARCHITECTURE

BEAM, ltd.
2220 Mount Carmel Ave
Glenside, PA 19038
T. 215.508.0900
www.beamltd.com

CHRISTINA SPANGLER
LIGHTING CERTIFIED BY NCQLP
EXPIRATION 12.31.21

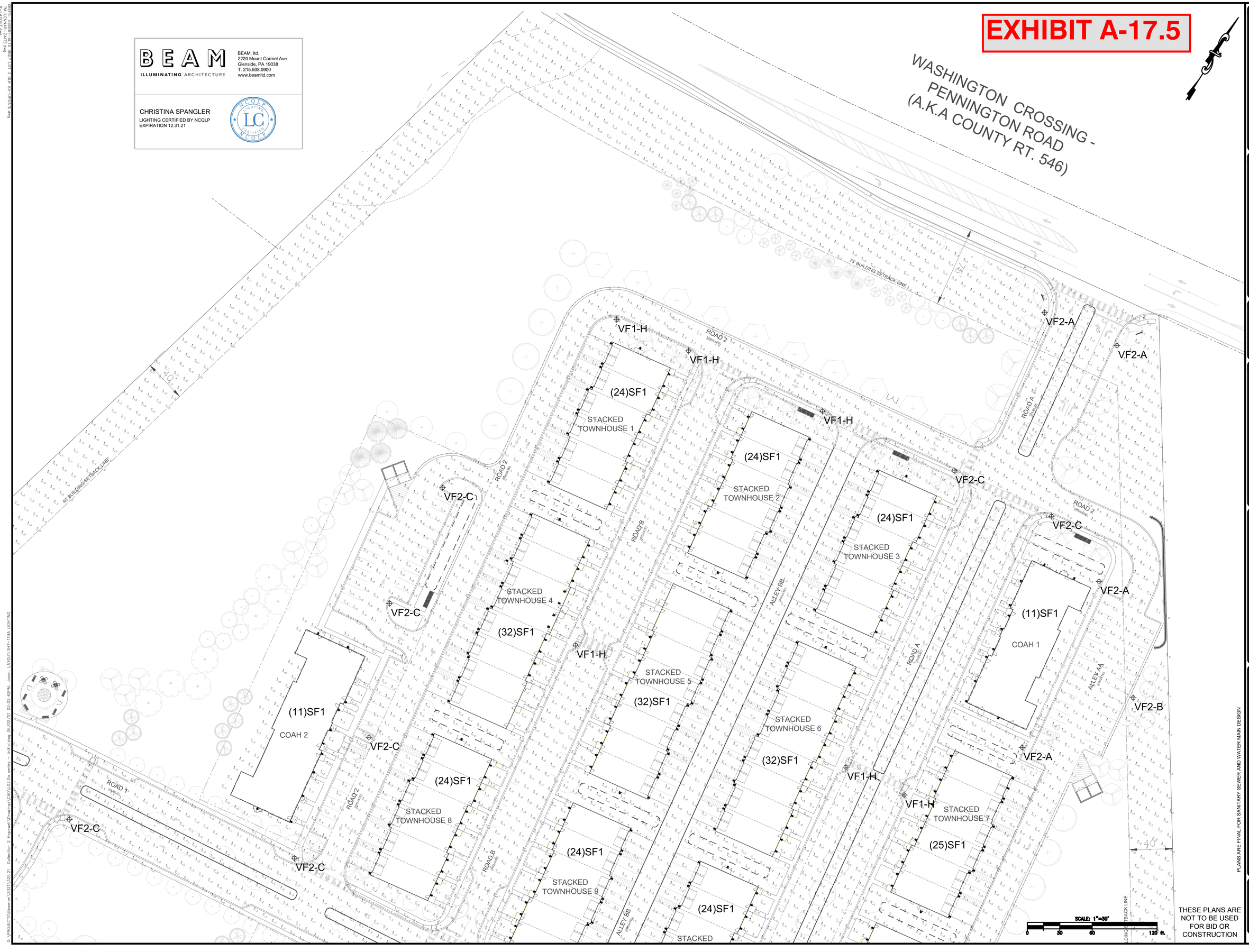

THESE PLANS ARE NOT TO BE USED FOR BID OR CONSTRUCTION

PLANS ARE FINAL FOR SANITARY SEWER AND WATER MAIN DESIGN

12			
11			
10			
9			
8			
7			
REVISION			DATE CHKD

6			
5			
4			
3	REV. PER NJDEP FHA	5/12/21	KK
2	REV. FOR TOWN SUBMISSION	4/13/21	KK
1	REGULATORY AGENCY SUBMISSION	12/29/21	SAD
REVISION		DATE	CHKD

PROJ.: 080861-F1-001
DATE: 11-20-2020
DRAWN BY: SAD

THESE DRAWINGS AND ALL INFORMATION, DESIGNS, ARRANGEMENTS AND PLANS ARE FOR USE ONLY IN THE CONSTRUCTION OF THE PROJECT DESIGNATED ON THE DRAWING. NO PART IS TO BE REPRODUCED, THE DRAWING OR ANY PART THEREOF TO BE PUBLISHED, DISCLOSED, DISTRIBUTED OR UTILIZED WITHOUT THE WRITTEN CONSENT OF BOWMAN CONSULTING GROUP, LTD. OR ITS SUCCESSOR. © 2020 BOWMAN CONSULTING GROUP, LTD. ALL RIGHTS RESERVED.

BOWMAN CONSULTING

Bowman Consulting Group, Ltd.
303 W. Main Street
Moorestown, NJ 07726
www.bowmanconsulting.com
Email: info@BowmanConsulting.com

Phone: 732-465-5300
Fax: 732-465-5301
NJ Certificate of Authorization No. 24GA28022600

SEAN A. DELANY, N.J. Professional Engineer, Lic. 24GE04447100

PRELIMINARY & FINAL MAJOR SUBDIVISION AND PRELIMINARY & FINAL SITE PLAN

THE COLLECTION at HOPEWELL
LIGHTING PLAN - INITIAL

BLOCK 85, LOT 3; BLOCK 86, LOTS 32-34 &130; AND PART OF BLOCK 85, LOT 9
TOWNSHIP OF HOPEWELL, MERCER COUNTY, NEW JERSEY

SHEET No. 11 OF BA

EXHIBIT A-17.6

(11)SF1
COAH 2

(24)SF1
STACKED TOWNHOUSE 8

(24)SF1
STACKED TOWNHOUSE 9

(11)SF1
COAH 3

(11)SF1
COAH 4

(4)SF1
MULTI-FAMILY BLDG. 1

(4)SF1
MULTI-FAMILY BLDG. 2

(4)SF1
MULTI-FAMILY BLDG. 3

(4)SF1
MULTI-FAMILY BLDG. 4

(18)SF1
TOWNHOUSE 1

(18)SF1
TOWNHOUSE 2

(18)SF1
TOWNHOUSE 3

(18)SF1
TOWNHOUSE 4

ROAD 1 (PRIVATE)
ROAD 2 (PRIVATE)
ROAD B (PRIVATE)
ALLEY BB (PRIVATE)
ROAD A (PRIVATE)
PARKWAY 1 (PRIVATE)
PARKWAY 2 (PRIVATE)
PARKWAY 3 (PRIVATE)
PARKWAY 8 (PRIVATE)

VF2-A
VF2-B
VF2-C

40' BUILDING SETBACK LINE
50' BUILDING SETBACK LINE

SCALE: 1"=30'
0 30 60 120 ft.

BEAM
ILLUMINATING ARCHITECTURE

BEAM, ltd.
2220 Mount Carmel Ave
Glenside, PA 19038
T. 215.508.0900
www.beamltd.com

CHRISTINA SPANGLER
LIGHTING CERTIFIED BY NCQLP
EXPIRATION 12.31.21

THESE PLANS ARE NOT TO BE USED FOR BID OR CONSTRUCTION

PLANS ARE FINAL FOR SANITARY SEWER AND WATER MAIN DESIGN

12				
11				
10				
9				
8				
7	REVISION	DATE	CHKD	

6				
5				
4				
3	REV. PER NJDEP FHA	5/12/21	KK	
2	REV. FOR TOWN SUBMISSION	4/13/21	KK	
1	REGULATORY AGENCY SUBMISSION	1/29/21	SAD	
	REVISION	DATE	CHKD	

REV.: 10/06/21-1-001
DATE: 10-06-2021
CHKD: SAD

THIS DOCUMENT IS AUTHORIZED FOR USE ONLY BY THE PERSON OR ENTITY TO WHOM THIS DOCUMENT IS ADDRESSED. THE WORK WAS CONTRACTED TO BOWMAN CONSULTING GROUP, LTD. AND MAY NOT BE COPIED, REUSED, DISCLOSED, DISTRIBUTED OR RELIED UPON FOR ANY OTHER PURPOSE WITHOUT THE WRITTEN CONSENT OF BOWMAN CONSULTING GROUP, LTD. © 2019 BOWMAN CONSULTING GROUP, LTD. ALL RIGHTS RESERVED.

BOWMAN CONSULTING

Bowman Consulting Group, Ltd.
50 W Main St
Freehold, New Jersey 07728
www.bowmanconsulting.com
E-mail: NJ@BowmanConsulting.com

Phone: 732-865-5500
FAX: 732-865-5501
NJ Certificate of Authorization
No. 24GA28223600

_Vinogan\SAD Sign\SAD-Signature.tif

SEAN A. DELANY, N.J. Professional Engineer, Lic. 24GE04447100

PRELIMINARY & FINAL MAJOR SUBDIVISION AND PRELIMINARY & FINAL SITE PLAN

THE COLLECTION at HOPEWELL
LIGHTING PLAN - MAINTAINED

BLOCK 85, LOT 3; BLOCK 86, LOTS 32-34 & 130; AND PART OF BLOCK 85, LOT 9
TOWNSHIP OF HOPEWELL, MERCER COUNTY, NEW JERSEY

SHEET No.
11
OF
C

Q:\PROJECTS\Bowman\2021\325.21 Collection 2 Hopewell\Drawings\CAD\L02.0.aerlex = mastrstred.dwg 06/02/21 01:44:29PM, Jason, LAYOUT SHT1-11C LIGHTING

XREFS: 0R8061-ALTA BNDY (3) & BLK 85-TOPO-ALT.dwg
TM-LENNAR-2-ALT2.dwg
R-GRADING-Alt.dwg
R-GRADING.dwg
R-UTILITIES.dwg

EXHIBIT A-17.7

(11)SF1
COAH 2

(24)SF1
STACKED TOWNHOUSE 8

(24)SF1
STACKED TOWNHOUSE 9

(11)SF1
COAH 3

(11)SF1
COAH 4

(4)SF1
MULTI-FAMILY BLDG. 1

(4)SF1
MULTI-FAMILY BLDG. 2

(4)SF1
MULTI-FAMILY BLDG. 3

(4)SF1
MULTI-FAMILY BLDG. 4

(18)SF1
TOWNHOUSE 1

(18)SF1
TOWNHOUSE 2

(18)SF1
TOWNHOUSE 3

(18)SF1
TOWNHOUSE 4

ROAD 1 (PRIVATE)
ROAD 2 (PRIVATE)
ROAD B (PRIVATE)
ALLEY BB (PRIVATE)
ROAD A (PRIVATE)
PARKWAY 1 (PRIVATE)
PARKWAY 2 (PRIVATE)
PARKWAY 3 (PRIVATE)

VF2-A
VF2-B
VF2-C

40' BUILDING SETBACK LINE
50' BUILDING SETBACK LINE

BEAM
ILLUMINATING ARCHITECTURE

BEAM, ltd.
2220 Mount Carmel Ave
Glenside, PA 19038
T: 215.508.0900
www.beamltd.com

CHRISTINA SPANGLER
LIGHTING CERTIFIED BY NCQLP
EXPIRATION 12.31.21

SCALE: 1"=30'
0 30 60 120 ft.

THESE PLANS ARE NOT TO BE USED FOR BID OR CONSTRUCTION

PLANS ARE FINAL FOR SANITARY SEWER AND WATER MAIN DESIGN

12						
11						
10						
9						
8						
7						
					REVISION	DATE CHKD

6						
5						
4						
3	REV. PER NJDEP FHA	KK	5/12/21	KK		
2	REV. FOR TOWN SUBMISSION	KK	4/13/21	SAD		
1	REGULATORY AGENCY SUBMISSION	SAD	12/9/21	SAD		
	REVISION	DATE	CHKD			

PROJ.: 19-0001-11-001
DATE: 11-30-2021
CHKD: SAD

THIS DOCUMENT IS AUTHORIZED FOR USE ONLY BY THE PERSON OR ENTITY TO WHOM IT IS ADDRESSED. THE WORK WAS CONTRACTED FOR TO THE USE SPECIFIED BY THE ADDRESSEE. MAY NOT BE COPIED, REUSED, DISCLOSED, DISTRIBUTED OR RELIED UPON FOR ANY OTHER PURPOSE WITHOUT THE WRITTEN CONSENT OF BOWMAN CONSULTING GROUP. © 2019 BOWMAN CONSULTING GROUP, LTD. ALL RIGHTS RESERVED.

BOWMAN CONSULTING

Bowman Consulting Group, Ltd.
30 Wallace St.
Freehold, New Jersey 07728
E-mail: NJ@BowmanConsulting.com
Phone: 732-665-5500
FAX: 732-665-5501
NJ Certificate of Authorization No. 24GA28223800

\\images\CAD Sign\CAD~Signature.tif
SEAN A. DELANY, N.J. Professional Engineer, Lic. 24GE04447100

PRELIMINARY & FINAL MAJOR SUBDIVISION AND PRELIMINARY & FINAL SITE PLAN

THE COLLECTION at HOPEWELL
LIGHTING PLAN - INITIAL

BLOCK 85, LOT 3; BLOCK 86, LOTS 32-34 &130, AND PART OF BLOCK 85, LOT 9
TOWNSHIP OF HOPEWELL, MERCER COUNTY, NEW JERSEY

SHEET No. 11 OF CA

G:\PROJECTS\Bowman\2021\325.21 Collection 2 Hopewell\Drawings\CAD\L02-Site series - Initial.dwg 06/02/21 01:45:22PM, jsson, LAYOUT:SHT-11CA LIGHTING
XREFS: 0080611-ALTA SRVY (3) + BLK 85-TOPO-ALT.dwg
TM-LENNAR-2-ALT2.dwg
R-GRADING.dwg
R-GRADING.dwg

EXHIBIT A-17.8

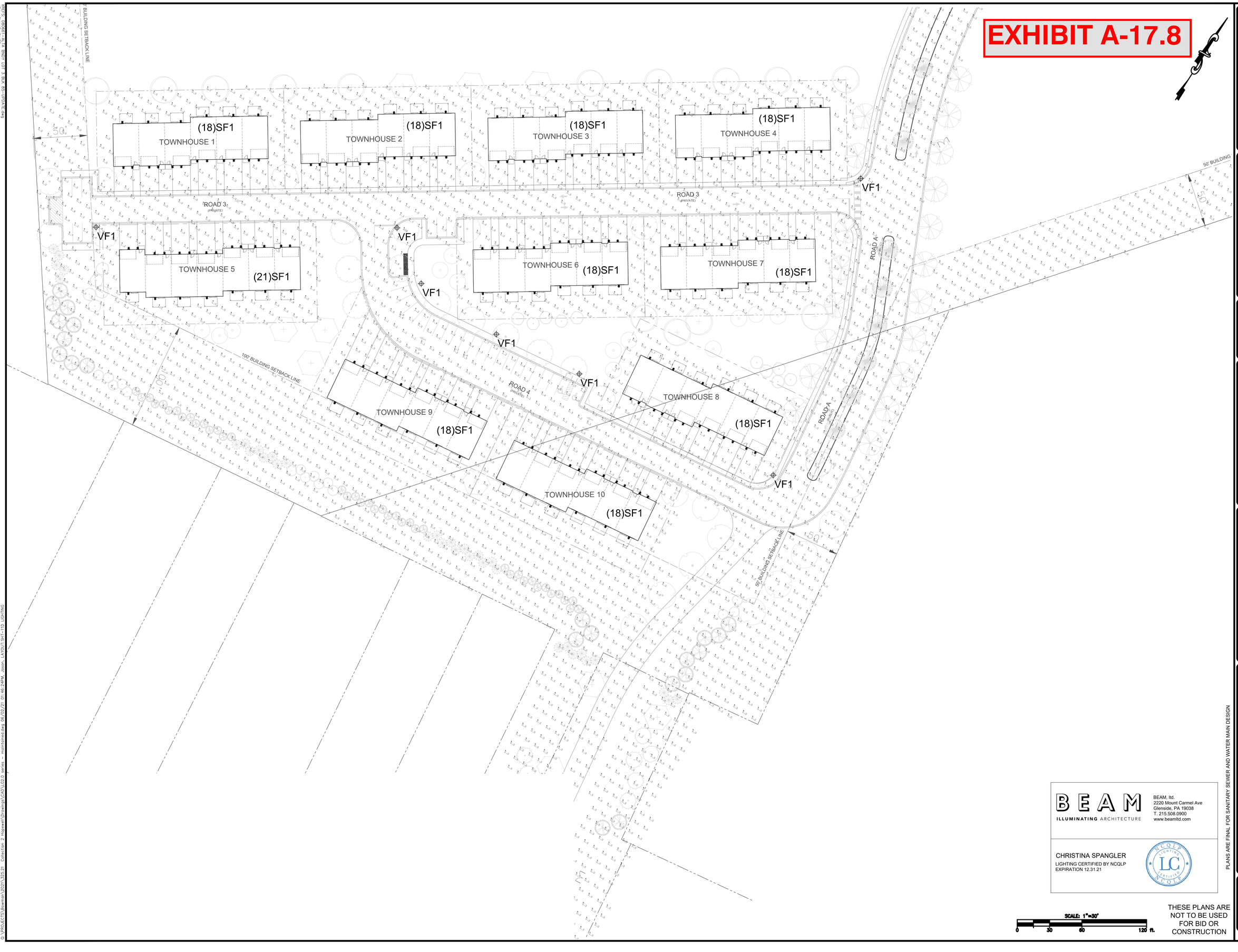

BEAM
ILLUMINATING ARCHITECTURE

BEAM, ltd.
2220 Mount Carmel Ave
Glenside, PA 19038
T. 215.508.0900
www.beamltd.com

CHRISTINA SPANGLER
LIGHTING CERTIFIED BY NCQLP
EXPIRATION 12.31.21

SCALE: 1"=30'
0 30 60 120 ft.

THESE PLANS ARE NOT TO BE USED FOR BID OR CONSTRUCTION

PLANS ARE FINAL FOR SANITARY SEWER AND WATER MAIN DESIGN

REV.	DATE	CHKD	REVISION
12			
11			
10			
9			
8			
7			
6			
5			
4			
3	5/12/21	KK	REV. PER NJDEP FHA
2	4/13/21	KK	REV. FOR TOWN SUBMISSION
1	1/29/21	SAD	REGULATORY AGENCY SUBMISSION

PROJ.: 19066-11-001
DATE: 1/29/2021
CHKD: SAD

THIS DRAWING IS AN INSTRUMENT OF SERVICE AND IS THE PROPERTY OF BOWMAN CONSULTING GROUP, LTD. THE WORK WAS CONTRACTED FOR TO THE USE OF THE CLIENT NAMED HEREON. IT MAY NOT BE COPIED, REUSED, DISCLOSED, DISTRIBUTED OR TRANSFERRED UPON OTHER AND OTHER PURPOSE WITHOUT WRITTEN CONSENT OF BOWMAN. © 2019 BOWMAN CONSULTING GROUP, LTD. ALL RIGHTS RESERVED

Bowman CONSULTING

Bowman Consulting Group, Ltd.
330 Rt. 27, Suite 3
Franklin Park, New Jersey 07728
www.BowmanConsulting.com
E-mail: NJ@BowmanConsulting.com
Phone: 732-665-5500
FAX: 732-665-5501
NJ Certificate of Authorization No. 24GA28222800

_Images\SAD Sign\SAD-Signature.tif

SEAN A. DELANY, N.J. Professional Engineer, Lic. 24GE04447100

PRELIMINARY & FINAL MAJOR SUBDIVISION AND PRELIMINARY & FINAL SITE PLAN

THE COLLECTION at HOPEWELL
LIGHTING PLAN - MAINTAINED

BLOCK 85, LOT 3, BLOCK 86, LOTS 32-34 &130, AND PART OF BLOCK 85, LOT 9
TOWNSHIP OF HOPEWELL, MERCER COUNTY, NEW JERSEY

SHEET No. 11 OF D

G:\PROJECTS\Bowman\2021\325-21 Collection 2 Hopewell\Drawings\C-02\11.02.0_series - mod-rt-dined.dwg 08/02/21 01:46:24PM jason: LAYOUT-SHT-11D LIGHTING

XREF: 19066-11-ALTA BND TO 1"=80' & BLK 85-UPDATE.dwg
XREF: LENNAR-2-ATTZ.dwg
R-LAYOUT.dwg
R-GRADING.dwg

EXHIBIT A-17.9

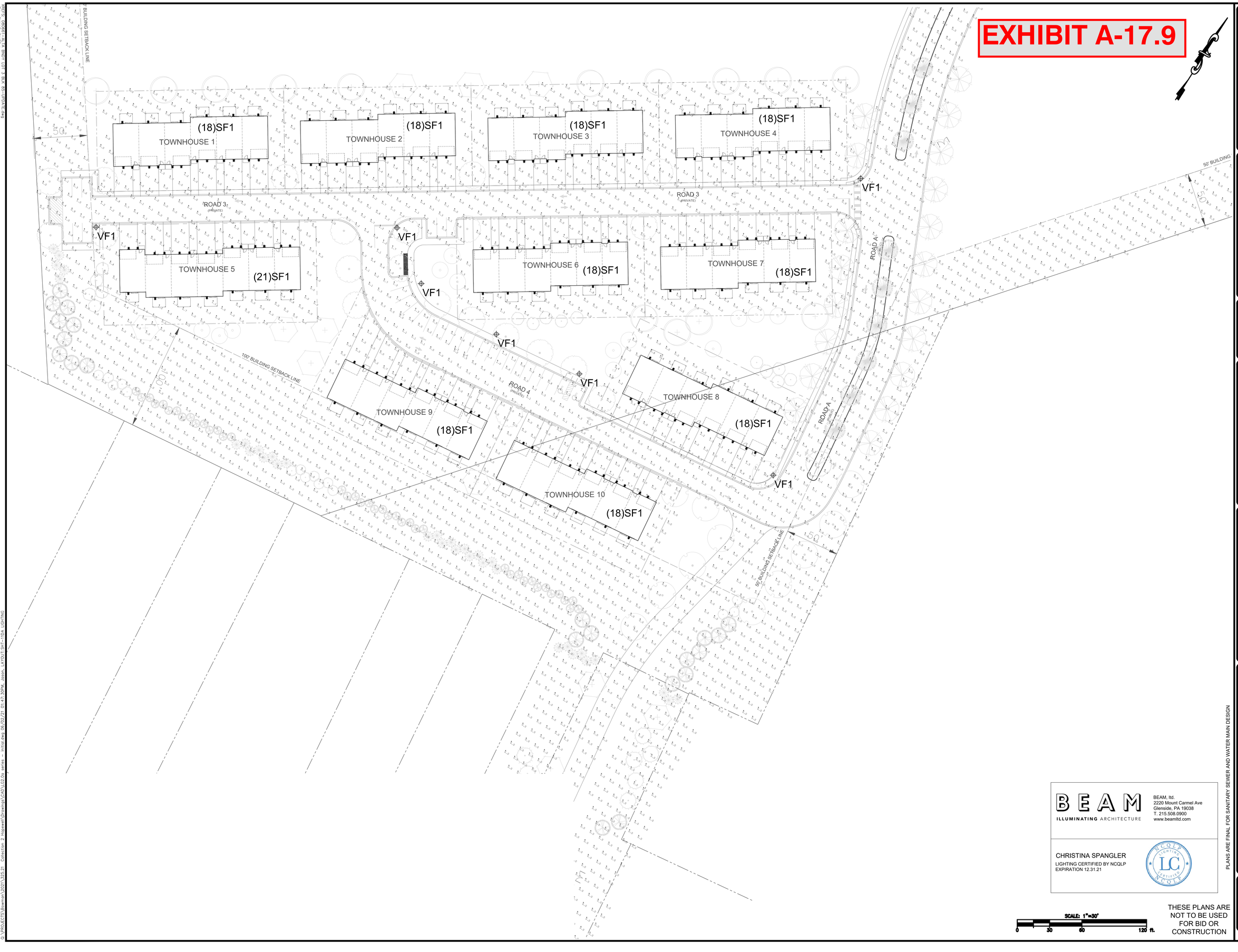

BEAM
ILLUMINATING ARCHITECTURE

BEAM, ltd.
2220 Mount Carmel Ave
Glenside, PA 19038
T. 215.508.0900
www.beamltd.com

CHRISTINA SPANGLER
LIGHTING CERTIFIED BY NCQLP
EXPIRATION 12.31.21

SCALE: 1"=30'
0 30 60 120 ft.

THESE PLANS ARE NOT TO BE USED FOR BID OR CONSTRUCTION

PLANS ARE FINAL FOR SANITARY SEWER AND WATER MAIN DESIGN

REV.	DATE	CHKD	REVISION
12			
11			
10			
9			
8			
7			
6			
5			
4			
3	5/12/21	KK	REV. PER NJDEP FHA
2	4/13/21	KK	REV. FOR TOWN SUBMISSION
1	12/9/21	SAD	REGULATORY AGENCY SUBMISSION

PROJ.: 19060-11-001
DATE: 11-09-2021
CHKD: SAD

THIS DRAWING AND ALL INFORMATION CONTAINED HEREIN IS AUTHORIZED FOR USE ONLY BY THE PERSON TO WHOM THE WORK WAS CONTRACTED OR TO WHOM IT WAS ISSUED. THIS DRAWING MAY NOT BE COPIED, REUSED, DISCLOSED, DISTRIBUTED OR ALTERED UPON THE WRITTEN OR ORAL WORDS OF ANYONE OTHER THAN THE PERSON TO WHOM IT WAS ISSUED WITHOUT THE WRITTEN CONSENT OF BOWMAN CONSULTING GROUP.
© 2019 BOWMAN CONSULTING GROUP, LTD. ALL RIGHTS RESERVED

Bowman CONSULTING

Bowman Consulting Group, Ltd.
330 Wyman Street
Fredonia, New Jersey 07728
www.BowmanConsulting.com
E-mail: NJ@BowmanConsulting.com
Phone: 732-665-5500
FAX: 732-665-5501
NJ Certificate of Authorization
No. 24GA28222600

_Images\SAD Sign\SAD-Signature.tif

SEAN A. DELANY, N.J. Professional Engineer, Lic. 24GE04447100

PRELIMINARY & FINAL MAJOR SUBDIVISION AND PRELIMINARY & FINAL SITE PLAN

THE COLLECTION at HOPEWELL
LIGHTING PLAN - INITIAL

BLOCK 85, LOT 3, BLOCK 86, LOTS 32-34 &130, AND PART OF BLOCK 85, LOT 9
TOWNSHIP OF HOPEWELL, MERCER COUNTY, NEW JERSEY

SHEET No.
11
OF
DA

G:\PROJECTS\Bowman\2021\325-21 Collection 2 Hopewell\Drawing\C-02\LG-2a series - initial.dwg 06/02/21 01:47:30PM, jason, LAYOUT: SHT-11DA, LIGHTING

XREF: 19060-11-ALTA BND TO 1" BLK 85-UPDATE.dwg
XREF: LENNAR-2ATTZ.dwg
XREF: 19060-11-Base.dwg
XREF: R-GRADING.dwg

EXHIBIT A-17.10

(11)SF1
H 2
VF2-C
(24)SF1
STACKED TOWNHOUSE 8
ROAD 2 (PRIVATE)
ROAD B (PRIVATE)
VF2-C
(24)SF1
STACKED TOWNHOUSE 9
ALLEY BB (PRIVATE)
VF2-A
VF2-A
1
VF2-A
ROAD 1 (PRIVATE)
VF2-A
VF2-A
PARKWAY 2 (PRIVATE)
PARKWAY 2 (PRIVATE)
(11)SF1
COAH 4
VF2-A
VF2-A
VF2-C
ROAD A (PRIVATE)
VF2-C
VF1

STACKED TOWNHOUSE 6
(32)SF1
VF1-H
VF1-H
STACKED TOWNHOUSE 7
(25)SF1
VF2-A
VF2-B
(24)SF1
STACKED TOWNHOUSE 10
ROAD A (PRIVATE)
VF2-C
VF2-C
VF2-C
(24)SF1
STACKED TOWNHOUSE 11
ALLEY AA (PRIVATE)
VF2-C
VF2-C
ROAD A (PRIVATE)
VF2-C

40' BUILDING SETBACK LINE
40'
50'
40' BUILDING SETBACK LINE
40'
50' BUILDING SETBACK LINE
50'

SHOPRITE

BEAM
ILLUMINATING ARCHITECTURE

BEAM, ltd.
2220 Mount Carmel Ave
Glenside, PA 19038
T. 215.508.0900
www.beamltd.com

CHRISTINA SPANGLER
LIGHTING CERTIFIED BY NCQLP
EXPIRATION 12.31.21

SCALE: 1"=30'
0 30 60 120 ft.

THESE PLANS ARE NOT TO BE USED FOR BID OR CONSTRUCTION

PLANS ARE FINAL FOR SANITARY SEWER AND WATER MAIN DESIGN

	DATE	CHKD
12		
11		
10		
9		
8		
7		
6		
5		
4		
3 REV. PER NJDEP FHA	5/12/21	KK
2 REV. FOR TOWN SUBMISSION	4/13/21	KK
1 REGULATORY AGENCY SUBMISSION	1/29/21	SAD
REVISION	DATE	CHKD

REV1: 10/06/21-11-001
DATE: 11-05-2021
CHKD: SAD

THIS DRAWING IS AN INSTRUMENT OF SERVICE AND IS THE PROPERTY OF THE WORK WAS CONTRACTED ON TO THE WORK WAS CONTRACTED ON TO THE WORK WAS CONTRACTED ON TO

EXHIBIT A-17.11

(11)SF1
H 2
VF2-C
(24)SF1
STACKED TOWNHOUSE 8
ROAD 2 (PRIVATE)
ROAD B (PRIVATE)
VF2-C
(24)SF1
STACKED TOWNHOUSE 9
ALLEY BB (PRIVATE)
VF2-A
VF2-A
1
VF2-A
ROAD 1 (PRIVATE)
VF2-A
VF2-A
PARKWAY 2 (PRIVATE)
PARKWAY 2 (PRIVATE)
(11)SF1
COAH 4
VF2-A
VF2-A
VF2-C
ROAD A (PRIVATE)
VF2-C
VF2-C
VF1

STACKED TOWNHOUSE 6
(32)SF1
VF1-H
VF1-H
STACKED TOWNHOUSE 7
(25)SF1
VF2-A
VF2-B
(24)SF1
STACKED TOWNHOUSE 10
ROAD A (PRIVATE)
VF2-C
VF2-C
(24)SF1
STACKED TOWNHOUSE 11
ALLEY AA (PRIVATE)
VF2-C
VF2-C
ROAD A (PRIVATE)
VF2-C

40' BUILDING SETBACK LINE
40'
50'
40' BUILDING SETBACK LINE
40'
50' BUILDING SETBACK LINE
50'

SHOPRITE

SCALE: 1"=30'
0 30 60 120 ft.

THESE PLANS ARE NOT TO BE USED FOR BID OR CONSTRUCTION

PLANS ARE FINAL FOR SANITARY SEWER AND WATER MAIN DESIGN

BEAM
ILLUMINATING ARCHITECTURE

BEAM, ltd.
2220 Mount Carmel Ave
Glenside, PA 19038
T: 215.508.0900
www.beamltd.com

CHRISTINA SPANGLER
LIGHTING CERTIFIED BY NCQLP
EXPIRATION 12.31.21

NCQLP LIGHTING CERTIFIED LC

No.	REVISION	DATE	CHKD
12			
11			
10			
9			
8			
7			
6			
5			
4			
3	REV. PER NJDEP FHA	5/12/21	KK
2	REV. FOR TOWN SUBMISSION	4/13/21	KK
1	REGULATORY AGENCY SUBMISSION	12/9/21	SAD

REV1: 10/06/21-11-001
DATE: 11-05-2021
CHKD: SAD

THIS DRAWING AND ALL INFORMATION CONTAINED HEREIN IS AUTHORIZED FOR USE ONLY BY THE PERSON FOR WHOM THE WORK WAS CONTRACTED OR TO WHOM IT IS CERTIFIED. IT MAY NOT BE MOVED OR REUSED. UPON THE AWARD OF THE CONTRACT, OWNERSHIP OF THE DRAWING IS TRANSFERRED TO THE OWNER. © 2019 BOWMAN CONSULTING GROUP, LTD. ALL RIGHTS RESERVED

Bowman CONSULTING

Bowman Consulting Group, Ltd.
30 Wallace St.
Freehold, New Jersey 07728
www.BowmanConsulting.com
E-mail: NJ@BowmanConsulting.com
Phone: 732-665-5500
FAX: 732-665-5501
NJ Certificate of Authorization
No. 24GA28223800

_Images\CAD Sign\CAD~Signature.tif

SEAN A. DELANY, N.J. Professional Engineer, Lic. 24GE04447100

PRELIMINARY & FINAL MAJOR SUBDIVISION AND PRELIMINARY & FINAL SITE PLAN

THE COLLECTION at HOPEWELL

LIGHTING PLAN - INITIAL

BLOCK 85, LOT 3; BLOCK 86, LOTS 32-34 &130; AND PART OF BLOCK 85, LOT 9
TOWNSHIP OF HOPEWELL, MERCER COUNTY, NEW JERSEY

SHEET No.
11
OF
EA

G:\PROJECTS\Bowman\2020\3253.21 Collection 2 Hopewell\Drawings\CAD\L02-Site series - initial.dwg 06/02/21 01:49:38PM, Jason, LAYOUT SHT-1TEA LIGHTING

EXHIBIT A-17.12

TYPE	MANUFACTURER	CATALOG NUMBER	MOUNTING	VOLTAGE	LAMP WATTS	LAMP TYPE	DESCRIPTION
SF1	GENERATION LIGHTING (OR EQUAL)	8462DEN3-44	SURFACE 8'AFF	120	10W MAX	LED A19 2700K 80+CRI	LED WALL SCONCE, FULL CUT-OFF DISTRIBUTION, 800 INITIAL LAMP LUMENS. LUMINAIRE CONTROLLED BY HOMEOWNER
VF1	AMERICAN ELECTRIC (OR EQUAL)	ARDCL-P25-27K-R5-FINISH	13' POLE	TBD	52W	LED 2700K 80+ CRI	LED DECORATIVE STREET LUMINAIRE, 13'-0" POLE, FULL CUT-OFF WITH TYPE V DISTRIBUTION, INTEGRAL PHOTOCELL FOR DUSK-TO-DAWN OPERATION, 5174 DELIVERED LUMENS.
VF1-H	AMERICAN ELECTRIC (OR EQUAL)	ARDCL-P25-27K-R5-FINISH-HSS	13' POLE	TBD	52W	LED 2700K 80+ CRI	SAME AS VF1 EXCEPT WITH HOUSE SIDE SHIELD.
VF2-A	AMERICAN ELECTRIC (OR EQUAL)	AVPCL2-P30-27K-R3-FINISH	20' POLE	TBD	46W	LED 2700K 80+ CRI	LED PARKING LOT LUMINAIRE 20'-0" POLE, FULL CUT-OFF WITH TYPE II DISTRIBUTION, INTEGRAL PHOTOCELL FOR DUSK-TO-DAWN OPERATION, 4667 DELIVERED LUMENS.
VF2-B	AMERICAN ELECTRIC (OR EQUAL)	AVPCL2-P30-27K-R4-FINISH	20' POLE	TBD	46W	LED 2700K 80+ CRI	SAME AS VF2-A EXCEPT WITH TYPE IV DISTRIBUTION
VF2-C	AMERICAN ELECTRIC (OR EQUAL)	AVPCL2-P30-27K-R5-FINISH	20' POLE	TBD	46W	LED 2700K 80+ CRI	SAME AS VF2-A EXCEPT WITH TYPE V DISTRIBUTION

NOTES:
1. ALL LUMINAIRES SHALL MEET ALL HOPEWELL TOWNSHIP LIGHTING ORDINANCE REQUIREMENTS INCLUDING, BUT NOT LIMITED TO, BEING FULL CUT-OFF AND CONTAIN A 2700K COLOR TEMPERATURE. REFER TO ORDINANCE FOR ADDITIONAL INFORMATION.
2. BECAUSE THIS IS A RESIDENTIAL DEVELOPMENT WITH 24-HOUR ACCESS ALL STREET AND PARKING LOT LIGHTING SHALL REMAIN ON FROM DUSK-TO-DAWN

LUMINAIRE HEIGHT SUMMARY

LABEL	MOUNTING HEIGHT	QUANTITY
VF1 SERIES	13'-0"	13
VF2 SERIES	20'-0"	45
SF1	6'-8" MIN 8'-8" MAX	532

CALCULATION SUMMARY (INITIAL)

LABEL	LLF	UNITS	AVG	MAX	MIN	AVG/MIN	MAX/MIN
PARKING AREAS							
PARKING - COAH 1	1.0	FC	0.70	2.1	0.1	7.0	21.0
PARKING - COAH 2 (FRONT)	1.0	FC	0.42	0.9	0.1	4.2	9.0
PARKING COAH 2 (SIDE)	1.0	FC	0.45	0.9	0.1	4.5	9.0
PARKING - PARKWAY 1	1.0	FC	0.64	2.1	0.1	6.4	21.0
PARKING - PARKWAY 2	1.0	FC	0.60	2.2	0.1	6.0	22.0
PARKING - PARKWAY 3	1.0	FC	0.55	1.5	0.1	5.5	15.0
PARKING - ROADWAY 4	1.0	FC	0.97	2.3	0.1	9.7	23.0
ROADWAYS							
ROADWAY	1.0	FC	0.30	2.2	0.0	N/A	N/A

CALCULATION SUMMARY (MAINTAINED)

LABEL	LLF	UNITS	AVG	MAX	MIN	AVG/MIN	MAX/MIN
PARKING AREAS							
PARKING - COAH 1	0.9	FC	0.62	1.9	0.1	6.2	19.0
PARKING - COAH 2 (FRONT)	0.9	FC	0.37	0.8	0.1	3.7	8.0
PARKING COAH 2 (SIDE)	0.9	FC	0.40	0.8	0.1	4.0	8.0
PARKING - PARKWAY 1	0.9	FC	0.58	1.9	0.1	5.8	19.0
PARKING - PARKWAY 2	0.9	FC	0.54	1.9	0.1	5.4	19.0
PARKING - PARKWAY 3	0.9	FC	0.49	1.4	0.1	4.9	14.0
PARKING - ROADWAY 4	0.9	FC	0.88	2.0	0.1	8.8	20.0
ROADWAYS							
ROADWAY	0.9	FC	0.27	2.0	0.0	N/A	N/A

BEAM ILLUMINATING ARCHITECTURE — FIXTURE TYPE SF1

GENERATION LIGHTING

8462DEN3-44: One Light Outdoor Wall Lantern

Collection: Chatham

Weathered Copper Finished Dark Sky One Light LED Outdoor Wall Lantern with Clear Seeded Glass and Interior Aluminum Panels

Featured in the decorative Chatham collection

1 A19 Medium 9.3 watt light bulb

Fixture is supplied with 1 light bulb

Clear seeded glass panels and white aluminum panels

ENERGY STAR® Qualified

UPC #: 785652052934

Finish: Weathered Copper (44)

Dimensions:

Width:	6 3/4"	**Extends:**	7 1/2"
Height:	14 1/2"	**Wire:**	6 1/2" (color/Black/White)
Weight:	3.2 lbs.	**Mounting Pnc.:**	Cap Nuts
		Connection:	Mounted To Box
		Lumens:	800

Bulbs:
1 - LED Medium A19 9.3w Max. 120v - included

Features:
- ENERGY STAR® Qualified
- Dark sky friendly. Designed to emit no light above the 90° horizontal plane. Photometry unavailable.
- LED Bulbs are an efficient, versatile and durable light source that deliver exceptional performance.
- Meets Title 24 energy efficiency standards
- Title 24 compliant when used with included Joint Appendix (JA8) approved lamp.

Material List:
1 Body - Brass - Undefined

Safety Listing:
Safety Listed for Wet Locations
Safety Listed for Wet Locations

Instruction Sheets:
English (HC-231)
French (F-009)

Shade / Glass / Diffuser Details:

Part	Material	Finish	Quantity	Item Number	Length	Width	Height	Diameter	Fitter Diameter	Shade Top Length	Shade Top Width	Shade Top Diameter
Panel	Glass	Clear Seeded	4									
Panel	Aluminum	White	4									

Backplate / Canopy Details:

Type	Height / Length	Width	Depth	Diameter	Outlet Box Up	Outlet Box Down
Back Plate	6	4 3/4			6	8 1/2

Replacement Bulb Data:

Product #	Type	Base	Watts	Watts Consumed	Volts	Hours	Lumens	Temp (°K)	CRI
975025	Frosted	A19	Medium	9.3	9.3	120v	15000	800 230°	3000	90

Shipping Information:

Package Type	Product #	Quantity	UPC	Length	Width	Height	Cube	Weight	Frt. Class	UPS Ship
Individual	8462DEN3-44	1	785652052934	9.5	9.5	18	0.94	5.75	125	Yes
NJ Pallet		70		48	40	72	80	402.5		No

BEAM ILLUMINATING ARCHITECTURE — FIXTURE TYPE VF1

American Revolution Deluxe Full Cutoff LED
Series ARDCL

PRODUCT OVERVIEW

Applications:
Streetscapes
Walkways
Pathways
Parks

Features:
- Colonial LED lanterns, replaces HID models up to 150W HPS for street and area lighting applications
- Eleven (11) LED performance packages gather just the right amount of light for any given application up to 12,800 lumens
- Available in color temperature choices of 2700K, 3000K, 4000K, and 5000K
- Designed for up-light restrictive applications, ARDCL has zero up-light
- Four (4) distinct light distribution options provide design flexibility, available in Type II, Type III, Type IV, and Type V
- Die-cast aluminum housing, engineered for sturdy life-long performance
- Die-cast aluminum hood features a trigger latch (TL) option and captive thumb screws for fast, easy electrical and optical chamber access
- Standard paint finish is smooth / gloss
- Housing is tenon pole-mounted and designed for use with a 3" tall by 2-3/8" to 3" diameter tenon, and secured by three set screws.
- Rated L70, LED life greater than 100,000 hours at 25°C
- Complies with all applicable ANSI C136 standards
- CSA listed and suitable for up to 40°C ambient.
- Surge protection device (standard) exceeds ANSI/IEEE C62.41-2002 Category C High (10kV/10kA) and ANSI C136.2-2015 Enhanced (10kV/5kA). 20kV Option exceeds ANSI/IEEE C62.41-2002 Category C High (10kV/10kA) and ANSI C136.2-2015 Extreme (20kV/10kA)
- Equipped with LED electronic 0-10V dimmable driver

DIMENSIONS

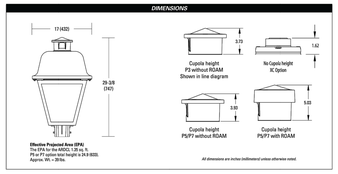

Note: Specifications subject to change without notice.
American Revolution Deluxe Full Cutoff LED Series - ARDCL

BEAM ILLUMINATING ARCHITECTURE — FIXTURE TYPE VF1

American Revolution Deluxe Full Cutoff LED
Series ARDCL

ORDERING INFORMATION

Example: ARDCL P30 A5 40K R3

Series: ARDCL American Revolution Full Cutoff Deluxe LED

Performance Package

Package	Input Watts	Lumens (nominal)
P10	23	2,600
P15	34	3,400
P20	41	3,900
P25	52	4,600
P30	46	5,100
P35	65	6,700
P40	78	7,600
P45	98	8,800
P50	66	7,200
P55	94	10,100
P60	111	11,500

Voltage: A5 120-277v; A8 347V, 480V

Color Temperature (CCT): 27K 2700; 30K 3000K; 40K 4000K; 50K 5000K

Distribution: R2 Type II; R3 Type III; R4 Type IV; R5 Type V

Options — Finish*: (blank) Black (standard), smooth / gloss; GY Gray, smooth / gloss; DDB Dark Bronze, smooth / gloss; WH White, smooth / gloss; BZ Bronze, smooth / gloss

Controls: (blank) Cpn NEMA photocontrol (standard); NR No photocontrol receptacle; P7 7 pin NEMA photocontrol; PC24** Solid state long life photocontrol, 347 Volt only; P4R** Solid state long life photocontrol, 480 Volt only; PC35** Solid state photocontrol, 120-277V (not CSA Listed); AD Field adjustable output module; DALI DALI driver (special request); PKD Part night dimming; SN Shorting cap; SNR* Shorting cap (not CSA listed)

Miscellaneous: SS Stainless steel hardware; TL Tool less latch; NL1U3 2"x 9" NEMA label; NL2U3 2"x 2" NEMA label; UL Not CSA Listed; LBR* Ladder Rest; RCX** RGAM Cupola Cap; NC No Cupola; CR Epoxy Pre-Coat Finish; 20KV 20kV/10kA surge protection device; FPDxx Factory programmed driver

House-Side Shields: HSS House Side Shield — VF1-H ONLY

Prewired leads: L10W 10 prewired leads; L20 20 prewired leads; L25 25 prewired leads; L30 30ft prewired leads

Accessory: House Side Shield shipped separately and installed in the field: ARDCLFHSSLEN10 ARDCL HSS for P10 / P15 / P20 / P25; ARDCLFHSSLEN20 ARDCL HSS for P30 / P35 / P40 / P45; ARDCLFHSSLEN30 ARDCL HSS for P50 / P55 / P60

Note: Check the OPTIONS MATRIX on Page 3 for compatibility & restrictions.

American Electric Lighting — AEL Headquarters, 3600 Columbus Road, Granville, OH 43023, www.americanelectriclighting.com
© 2014-2020 Acuity Brands Lighting, Inc. All Rights Reserved. ARDCL Rev. 06/26/20

Warranty: Five-year limited warranty. Complete warranty terms located at: www.acuitybrands.com/support/terms-and-conditions
Actual performance may differ as a result of end-user environment and application. All values are design or typical values, measured under laboratory conditions at 25 °C. Specifications subject to change without notice.
Please contact your sales representative for the latest product information.

BEAM ILLUMINATING ARCHITECTURE — FIXTURE TYPE VF1

LITHONIA LIGHTING

Catalog Number: Notes: Type:

FEATURES & SPECIFICATIONS

INTENDED USE — These specifications are for USA standards only. Check with factory for Canadian specifications. Round Straight Steel is a general purpose light pole for up to 30 foot mounting heights. This pole provides a robust yet cost effective option for mounting area lights and floodlights.

CONSTRUCTION — **Pole Shaft:** The pole shaft is of 0.120" uniform wall thickness and is made of a weldable grade, hot-rolled, commercial quality steel tubing with a minimum yield of 42,000 psi. Shaft is one piece with a longitudinal seam weld. Pole shaft is tapered at a rate of 0.14 in. per foot and has a cross-section down length of shaft with no taper. Standard shaft diameters are 2", 3", 4", 5", and 6". 8" diameter shaft available by quote. Shaft wall thickness of .180" and .250" are available with certain tube diameters.

Pole Top: Options include tenon top, drilled for side mount fixture, tenon with drilling (includes entry handhole) and open top. Slab drilled and open top poles include a removable press fit, black, low density polyethylene top cap.

Handhole: A reinforced handhole with grounding provision is provided at 12" from the base end of the pole assembly on side A. Every handhole includes a cover and cover attachment hardware. 2.5" x 5" rectangular handhole is provided on pole.

Base Cover: A two-piece ABS plastic full base cover is provided with each pole assembly. Additional base cover options are available upon factory request. Options include fabricated two-piece sheet steel or heavy duty two-piece cast aluminum. Fabricated steel base covers are shipped unpainted.

Anchor Base/ Bolts: Anchor base is fabricated from hot-rolled carbon steel plate that conforms with ASTM A36. Anchor bolts conform to ASTM F1554 Grade 55 and are provided with two hex nuts and two flat washers. Bolts have an "L" bend on one end. All anchor bolts are hot-dipped galvanized a minimum of 12" normal on the threaded end. Anchor bolts are made of steel not having a minimum yield strength of 55,000 psi and a yield strength of 75,000 psi to 105,000 psi.

Hardware — All structural fasteners are high-strength galvanized carbon steel. All non-structural fasteners are galvanized or zinc plated carbon steel or stainless steel.

Finish — Extra durable standard powder-coat finishes include Dark Bronze, White, Black, Medium Bronze and Natural Aluminum. Consult factory for other available colors. Optional Extra Durable finish is available in many Blue colors. Architectural Colors and Special Finishes are available by quote and include, but are not limited to Hot-dipped Galvanized, Paint over Dipped Galvanized, RAL Colors, Custom Colors and Extended Warranty Finishes. Factory applied primer paint finish is available for customer field paint applications.

WARRANTY — 5 year limited warranty. Complete warranty terms located at: www.acuitybrands.com/support/terms-and-conditions

NOTE: Actual performance may differ as a result of end-user environment and application. Specifications subject to change without notice.

Anchor Base Poles

RSS

ROUND STRAIGHT STEEL

DSTRD0108 — PAGE #002

BEAM ILLUMINATING ARCHITECTURE — FIXTURE TYPE VF1

RSS Round Straight Steel Pole

ORDERING INFORMATION — Lead times will vary depending on options selected. Consult with your sales representative.

Example: RSS 20 4 S8 DNBW DDB

RSS

Series	Nominal Nature mounting height
RSS	8' 00" (for 9'2"R Fixture) (Add 1' 00" to the pole length. Ex. 20 ft equals 20ft (dia.) (See technical specification sheet for complete ordering information.) VF1 Series 13'-0"

Nominal shaft base diameter/thickness
S8 3" (.120")
4S 4" (.120")
4-S8 4 1/2" (.120")
S8 5" (.120")
(See technical specification sheet for complete ordering information.)

Mounting*
Tenon mounting
PT Open top
P20 2 7/8" O.D. (2" NPS)
T25 2-7/8" O.D. (2 1/2" NPS)
T30 3 1/2" O.D. (3" NPS)1
T35 4" O.D. (3 1/2" NPS)1
KNUCKLE/KNUCKLE/KNUCKLE (mill mounting) *
DNTR 1 pt 90°
DNCB 2 pt 180°
DNQPL 2 pt 180° with one side plugged
DNCN 2 pt 90°
DNCL 2 pt 120°
DNQ 4 pt 90°
DNQ5 5 pt 72°
DNQ6 6 pt 60°
DNQ8 8 pt 45°
DNQ10 10 pt 36°
DNQ12 12 pt 30°
DNQ16 16 pt 22.5°
DNQ24 24 pt 15°
DNQ32 32 pt 11.25°
DNQ36 36 pt 10°
DNQ48 48 pt 7.5°
DNQ60 60 pt 6°
DNQ72 72 pt 5°
DNQ96 96 pt 3.75°
DNQ120 120 pt 3°
DNQ144 144 pt 2.5°
DNQ180 180 pt 2°
DNQ240 240 pt 1.5°
DNQ360 360 pt 1°
DNQ480 480 pt 0.75°
KEEPER/Keeper mounted (Mill mounting) *
DNTR1S1 1 pt 90°
DNCB2S1 2 pt 180°
DNCN2S1 2 pt 90°
DNCL2S1 2 pt 120°
DNQ4S1 4 pt 90°
DNQ5S1 5 pt 72°
DNQ6S1 6 pt 60°
DNQ8S1 8 pt 45°
DNQ10S1 10 pt 36°
DNQ12S1 12 pt 30°
DNQ16S1 16 pt 22.5°
DNQ24S1 24 pt 15°
DNQ32S1 32 pt 11.25°
DNQ36S1 36 pt 10°
DNQ48S1 48 pt 7.5°
DNQ60S1 60 pt 6°
DNQ72S1 72 pt 5°
DNQ96S1 96 pt 3.75°
DNQ120S1 120 pt 3°
DNQ144S1 144 pt 2.5°
DNQ180S1 180 pt 2°
DNQ240S1 240 pt 1.5°
DNQ360S1 360 pt 1°
DNQ480S1 480 pt 0.75°
KEEPER/Keeper mounted (Mill mounting) *
DNTR1S2 1 pt 90°
DNCB2S2 2 pt 180°
DNCN2S2 2 pt 90°
DNCL2S2 2 pt 120°
DNQ4S2 4 pt 90°
DNQ5S2 5 pt 72°
DNQ6S2 6 pt 60°
DNQ8S2 8 pt 45°
DNQ10S2 10 pt 36°
DNQ12S2 12 pt 30°
DNQ16S2 16 pt 22.5°
DNQ24S2 24 pt 15°
DNQ32S2 32 pt 11.25°
DNQ36S2 36 pt 10°
DNQ48S2 48 pt 7.5°
DNQ60S2 60 pt 6°
DNQ72S2 72 pt 5°
DNQ96S2 96 pt 3.75°
DNQ120S2 120 pt 3°
DNQ144S2 144 pt 2.5°
DNQ180S2 180 pt 2°
DNQ240S2 240 pt 1.5°
DNQ360S2 360 pt 1°
DNQ480S2 480 pt 0.75°

Options
Shipped installed
LAB Lower anchor bolts (Includes when anchor bolts are not needed)
LFBC Less full base cover (Includes to order pole without a base cover)
VD Vibration dampers
TP Tamper resistant handhole cover fasteners
AKwy Horizontal arm bracket (1 fixture) *
FBxy Fixture outlet box electrical *
CPL12xy 1/2" coupling *
CPL34xy 3/4" coupling *
CPL1xy 1" coupling *
NPL12xy 1/2" threaded nipple *
NPL34xy 3/4" threaded nipple *
NPL1xy 1" threaded nipple *
EHRxy Extra handhole *
MASX Match existing *
ADPXW Dented Scratch paint of manufacturer'
X_ Interior coating *
UL Not CSA Listed (Includes NEC compliant cover)
NEC NEC 410.30 compliant gasketed handhole (Not UL Listed)
Shipped separately (replacement kit available)
(blank) FBC Full base cover (plastic)
RFBC Round Full Base Cover (Plastic)
(blank) TC Top cap
(blank) HHC Handhole cover

Finish*
Standard colors
DDBZ0 Dark bronze
DWH0 White
DBL0 Black
DMBZ0 Medium bronze
DNAT0 Natural aluminum
GLV1 Galvanized finish
Classic colors
DSS Sandstone
DGC Charcoal gray
DTG Tennis green
DAR Bright red
DAB Sand blue
Extra cost colors (premier finish)
Galvanized, Paint over Galvanized, RAL Colors, Custom Colors and Extended Warranty Finishes available.

NOTES:
1. Wall thickness will be signified with a "1" (11 Gauge) or a "G" (7 Gauge) in nomenclature. "1" - 0.1396 [3] "G" - 0.1793 [4]
2. Knuckle/Keeper mounting is recommended for mounting on Mill mounting for the same pole. Follow this example: DNQ36 T25. The combination includes a required tenon top.
3. Refer to the fixture spec sheet for the correct drilling template pattern and orientation compatibility.
4. Refer to the Mounting Chart for the correct DNTR/NCB/CL Specify fixture and orientation when ordering option. For "X", Specify the height above the base of pole in feet or feet and inches. Example: 12' mounting at 4' 6" orientation = S and DB (ex = 20 12 Ex "L" Specify orientation from handhole (A,B,C,D) Refer to the Handhole Orientation Diagram. Example: 12' mounting at 4' 6", orientation D = S2R (12 S4 D)
4. Horizontal arm is 54" x 2-1/8" O.D. tenon standard with radius curve providing 21" rise. If ordering two horizontal arm brackets, they will be shipped 180 degrees apart from each other.
5. Combination of tenon top and drilled mount includes extra handhole.
6. Tenon top is shipped under number of existing pole(s).
7. Site-specific certifications are required.
8. Prevents enhanced corrosion resistance.
9. Pricing for special options and accessories are includes in the Horizontal Color Anchor Base Kit, PN-CL. Available by formal quote only, ensure factory for details.

LITHONIA LIGHTING — PAGE #00

DSTRD0108 — Two Lithonia Way · Conyers, GA 30012 · Phone: 800-705-SERV (7378) · www.lithonia.com — © 1998-2019 Acuity Brands Lighting, Inc. All rights reserved. Rev. 9/18/19

BEAM ILLUMINATING ARCHITECTURE — FIXTURE TYPE VF1

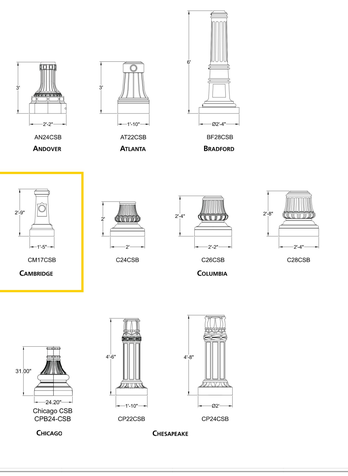

BEAM ILLUMINATING ARCHITECTURE — FIXTURE TYPE VF1

OUTDOOR PHOTOMETRIC REPORT
CATALOG: ARDCL P25 XX 27K R5

Test #: ISF 182928P112
Test Lab: SCALED PHOTOMETRY
Catalog: ARDCL P25 XX 27K R5
Description: American Revolution Deluxe LED Full cutoff with R5 distribution
Series: Series ARDCL LED - Full Cutoff
Lamp Output: Total luminaire Lumens: 5174.5, absolute photometry *
Input Wattage: 50.7
Luminous Opening: Rectangle (L: 9.72", W: 5.28")
Max Cd: 2,632.8 at Horizontal: 65°, Vertical: 67.5°
Roadway Class: Type V5

Polar Candela

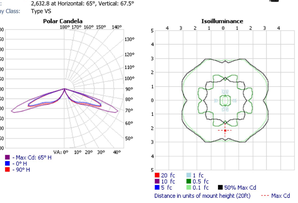

Isoilluminance

*Test based on absolute photometry where lamp lumens=lumens total.
*Cutoff Classification and efficiency cannot be properly calculated for absolute photometry.

Visual Photometric Tool 1.2.46 copyright 2021, Acuity Brands Lighting.
This Photometric report has been generated using methods recommended by the IESNA. Calculations are based on Photometric data provided by the manufacturer, and the accuracy of this Photometric report is dependent on the accuracy of the data provided. End-user environment and application (including, but not limited to, voltage variation and dirt accumulation) can cause actual Photometric performance to differ from the performance calculated using the data provided by the manufacturer. This report is provided without warranty as to accuracy, completeness, reliability or otherwise. In no event will Acuity Brands Lighting be responsible for any loss resulting from any use of this report.

ISF 182928P112 VISUAL PHOTOMETRIC TOOL — PUBLISH — PAGE 1 OF 4

BEAM ILLUMINATING ARCHITECTURE — FIXTURE TYPE VF1

OUTDOOR PHOTOMETRIC REPORT
CATALOG: ARDCL P25 XX 27K R5

Zonal Lumen Summary

Zone	Lumens	% Luminaire
0-30	200.6	3.9%
0-40	615.3	11.9%
0-60	2,425.2	46.9%
60-90	2,749.3	53.1%
70-180	807.4	15.6%
90-120	0.000	0%
0-90	5,174.5	100%
90-180	0.000	0%
0-180	5,174.5	100%

Lumens Per Zone

Zone	Lumens	% Total	Zone	Lumens	% Total
0-10	0.1	0.0%	90-100	0.000	0%
10-20	27.4	0.5%	100-110	0.000	0%
20-30	173.1	3.3%	110-120	0.000	0%
30-40	414.7	8.0%	120-130	0.000	0%
40-50	699.3	13.5%	130-140	0.000	0%
50-60	1,110.6	21.5%	140-150	0.000	0%
60-70	1,941.9	37.5%	150-160	0.000	0%
70-80	783.7	15.1%	160-170	0.000	0%
80-90	23.7	0.5%	170-180	0.000	0%

Roadway Summary

Distribution:		Type V5
Max Cd, 90 Deg Vert:		0.000
Max Cd, 80 to <90 Deg:		100.5
	Lumens	% Lamp
Downward Street Side:	2,587.0	50%
Downward House Side:	2,587.0	50%
Downward Total:	5,173.9	100%
Upward Street Side:	0.000	0%
Upward House Side:	0.000	0%
Upward Total:	0.000	0%
Total Lumens:	5,173.9	100%

LCS Table
BUG Rating B3 - U0 - G1

Forward Light	Lumens	Lumens %
Low(0-30):	100.2	1.9%
Medium(30-60):	1,111.8	21.5%
High(60-80):	1,363.2	26.3%
Very High(80-90):	11.8	0.2%
Back Light		
Low(0-30):	100.2	1.9%
Medium(30-60):	1,111.8	21.5%
High(60-80):	1,363.2	26.3%
Very High(80-90):	11.8	0.2%
Uplight		
Low(90-100):	0.000	0%
High(100-180):	0.000	0%
Trapped Light:	0.6	0%

ISF 182928P112 VISUAL PHOTOMETRIC TOOL — PUBLISH — PAGE 2 OF 4

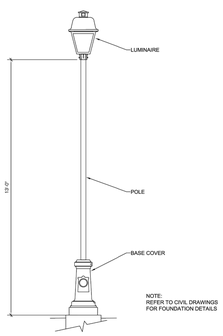

VF1 & VF1-H ELEVATION
3/8" = 1'-0"

BEAM ILLUMINATING ARCHITECTURE
BEAM, ltd.
2220 Mount Carmel Ave
Glenside, PA 19038
T. 215.508.0900
www.beamltd.com

CHRISTINA SPANGLER
LIGHTING CERTIFIED BY NCQLP
EXPIRATION 12.31.21

PLANS ARE FINAL FOR SANITARY SEWER AND WATER MAIN DESIGN

THESE PLANS ARE NOT TO BE USED FOR BID OR CONSTRUCTION

PRELIMINARY & FINAL MAJOR SUBDIVISION AND PRELIMINARY & FINAL SITE PLAN
THE COLLECTION at HOPEWELL
LIGHTING DETAILS
BLOCK 85, LOT 3; BLOCK 86, LOTS 32-34 & 130; AND PART OF BLOCK 85, LOT 9
TOWNSHIP OF HOPEWELL, MERCER COUNTY, NEW JERSEY

SHEET No. 11 OF F

REV.	DATE	CHKD
1	REGULATORY AGENCY SUBMISSION	12/24/21 SAD
2	REV. FOR TOWN SUBMISSION	4/13/21 KK
3	REV. PER NJDEP FHA	5/12/21 KK
4		
5		
6		
7		
8		
9		
10		
11		
12		

REVISION — DATE — CHKD

Bowman Consulting Group, Ltd.
50 West State Street
Trenton, New Jersey 08608
Phone: 732-865-5500
FAX: 732-865-5501
NJ Certificate of Authorization No. 24GA28022800
Freehold, New Jersey 07728
Phone: 732-462-7400
E-mail: NJ@BowmanConsulting.com
SEAN A. DELANY, N.J. Professional Engineer, Lic. 24GE04447100
_\Images\CAD_Sign\CAD-Signature.tif

PROJ.: 19-0900-11-001
DATE: 10/08/2021
CHKD: SAD
DWN: KK

THIS DRAWING AND SPECIFICATION CONTAINED HEREIN IS AUTHORIZED FOR USE ONLY FOR THE PURPOSE OF THE WORK AND CONTRACTS TO THE WORK AND OTHER PURPOSE THEREOF ARE PROHIBITED WITHOUT WRITTEN PERMISSION OF BOWMAN CONSULTING GROUP. © 2019 BOWMAN CONSULTING GROUP. ALL RIGHTS RESERVED

Q:\PROJECTS\Bowman\2021\325.21 Collection 2 Hopewell\Drawings\CAD\LC2-D series = modified Aug 06/12/21 01:50:37PM, jason, LAYOUT SHT=11F LIGHTING

BEAM ILLUMINATING ARCHITECTURE

FIXTURE TYPE **VF2 Series**

Valiant™ Full Cutoff LED
Series AVPCL2

PRODUCT OVERVIEW

SERIES AVPCL2

Features:

- Colonial LED lantern, replaces HID models up to 150W HPS for street and area lighting applications
- Eleven (11) LED performance packages deliver just the right amount of light for any given application up to 12,000 lumens
- Available in color temperature choices of 2700K, 3000K, 4000K, and 5000K
- Designed for up-light restrictive applications, AVPCL2 has zero up-light
- Four (4) distinct light distribution options provide design flexibility, available in Type II, Type III, Type IV, and Type R
- Die-cast aluminum housing, engineered for sturdy life-long performance
- Die-cast aluminum hood features a trigger latch (TL) option and captive thumb screws for fast, easy electrical and optical chamber access
- Standard black finish is textured / matte - all other finishes are smooth / gloss.
- Housing is tenon pole-mounted and designed for use with a 3" tall by 2-3/8" to 3" diameter tenon, and secured by three set screws.
- Rated L70, LED life greater than 100,000 hours at 25°C
- Complies with ANSI: C136.2, C136.10, C136.15
- CSA listed and suitable for up to 40°C ambient
- Surge protection device (standard) exceeds ANSI/IEEE C62.41-2002 Category Scenarios and Waveforms, exceeds C136.2-2015 Enhanced (10kV/5kA), 20kV Option exceeds ANSI/IEEE C62.41.2-2002 Category C High (10kV/10kA) and ANSI C136.2-2015 Extreme (20kV/10kA)
- Equipped with LED electronic 0-10V dimmable driver

Applications:

Streetscapes
Walkways
Pathways
Parks

DIMENSIONS

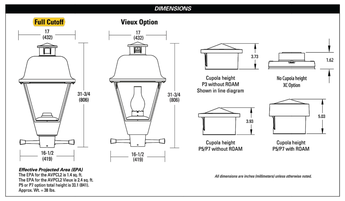

Effective Projected Area (EPA)
The EPA for the AVPCL2 is 1.4 sq. ft.
The EPA for the AVPCL2 Viewx is 2.4 sq. ft.
P5 or P7 option total height is 32.1 (815).
Approx. Wt.: 36 lbs.

All dimensions are inches (millimeters) unless otherwise noted.

Note: Specifications subject to change without notice.
Valiant Full Cutoff LED Series - AVPCL2

AEL American Electric Lighting

BEAM ILLUMINATING ARCHITECTURE

FIXTURE TYPE **VF2 Series**

Valiant™ Full Cutoff LED
Series AVPCL2

ORDERING INFORMATION

Example: AVPCL2 30LEDE10 MVOLT 4K R3

Series: AVPCL2 Valiant Full Cutoff LED

Performance Package

Package	Input Watts	Lumens (nominal)
P10	24	2,600
P15	34	3,500
P20	41	4,800
P30	52	6,700
P50	46	5,200
P35	65	6,900
P40	78	7,800
P45	98	9,800
P50	66	7,900
P55	96	10,400
P60	111	11,900

Voltage: A5 120-277v; AR 347V; 480V

Color Temperature (CCT): 27K 2700K; 30K 3000K; 40K 4000K; 50K 5000K

Distribution: R2 Type II; R3 Type III; R4 Type IV; R5 Type V

VF2-A R3
VF2-B R4
VF2-V R5

Options: Paint* (blank) black (standard), textured / matte; GY Gray, smooth / gloss; DOB Dark Bronze, smooth / gloss; WH White, smooth / gloss; BZ Bronze, smooth / gloss

Controls
(blank) 7pin NEMA photocontrol (standard)
NR No photocontrol receptacle
P7 7-pin NEMA photocontrol
PCLS** Solid state long life photocontrol
PS4** Solid state long life photocontrol, 347 RAR only
P4R* Solid state long life photocontrol, 480 RAR only
PCSS*,** Solid state photocontrol, 120-277V (test CSA Listed)
R0 Field adjustable output module
DALI DALI driver (special request)
PNB Part night dimming
SR Shorting cap
SNW* Shorting cap (not CSA listed)

Miscellaneous
SS Stainless steel hardware
TL Tool less latch
NL1(X) 1" x 1" NEMA label
NL2(X) 2" x 2" NEMA label
XL Not CSA Listed
LBR* Ladder Rest
RCC** RGAM Cupola Cap
NCC No Cupola
CR Epoxy Pre-Coat Finish
2IRM 2IRM/TSRA surge protection device
FPDxx Factory programmed driver
VX* Vivex Option
VXLX* VX option with Clear Acrylic lens

House-Side Shield
HSS House Side Shield

Provided Beads
L10R 1ft provided beads
L03 3ft provided beads
L15 15ft provided beads
L20 20ft provided beads
L25 25ft provided beads
L30 30ft provided beads

Accessory
House Side Shield (shipped separately and installed in the field)
AVPCL2 HSS LEDE10 PI3 | AVPCL2 HSS For P10 / P15 / P20 / P25
AVPCL2 HSS LEDE20 PI3 | AVPCL2 HSS For P30 / P35 / P40 / P45
AVPCL2 HSS LEDE30 PI3 | AVPCL2 HSS For P50 / P55 / P60

Note: Check the OPTIONS MATRIX on Page 3 for compatibility & restrictions

AEL American Electric Lighting

AEL Headquarters, 3825 Columbus Road, Granville, OH 43023
www.americanelectriclighting.com
© 2014-2020 Acuity Brands Lighting, Inc. All Rights Reserved. AVPCL2 Rev. 06/26/20

Warranty Five-year limited warranty. Complete warranty terms located at:
www.acuitybrands.com/support/warranty/terms-and-conditions
Actual performance may differ as a result of end-user environment and application.
All values are design or typical values, measured under laboratory conditions at 25 °C.
Specifications subject to change without notice.
Please contact your sales representative for the latest product information.

BEAM ILLUMINATING ARCHITECTURE

FIXTURE TYPE **VF2 Series**

LITHONIA LIGHTING

Catalog Number
Notes
Type

Anchor Base Poles

RTS

ROUND TAPERED STEEL

FEATURES & SPECIFICATIONS

INTENDED USE — These specifications are for USA standards only. RTS poles are not to be utilized for Sport/Athletic applications requiring use of crossarms to mount luminaires. SPRTS series poles are the correct pole type for Sport/Athletic projects and are designed to be configured as a complete assembly with the desired crossarm(s) incorporated within the pole nomenclature description.

CONSTRUCTION — **Pole Shaft:** The pole shaft 1 of 11 gauge (0.1196") or 7 gauge (0.1793") with a uniform wall thickness and a maximum of available grade 50 ksi (345 MPa) or ASTM A595 (55 ksi), hot-rolled, commercial-quality carbon steel tubing with a minimum yield of 70,000 psi. Shaft is one-piece construction with a full-length longitudinal high-frequency electric resistance weld and round or cross-section having a uniform linear taper of .14" per foot.

Pole Top: Options includes tenon top, drilled for side mount fixture, tenons with drilling (includes extra handhole) and open top. Side drilled and open top poles include a removable steel top cap with set screws.

Handhole: A reinforced handhole with gasketing provision is provided at 18" from the base end of the pole assembly on side A. Every handhole includes a cover and cover attachment hardware. 3" x 5" rectangular handhole is standard on 11 gauge shafts. 4" x 6" diameter. Pole shaft with diameters greater than 5.5" are provided with a 4" x 6.5" oval shaped handhole.

Base Cover: A two-piece ABS plastic full base cover is provided with each pole assembly on pole shaft diameters of 9" or less. Shaft sizes greater than 9" have a sheet steel two-piece base cover. Additional base cover options are available upon factory request. Bolt cover caps can be substituted on most pole shaft sizes. Options include heavy two-piece cast aluminum full base cover and bolt cover caps. All base covers and bolt cover caps are finished to match pole.

Anchor Base Bolts: Anchor base is fabricated from hot-rolled carbon steel plate that conforms with ASTM A36. Anchor bolts are manufactured to ASTM F1554 Standards Grade 55, (55 KSI minimum yield strength and tensile strength of 75-95 KSI). Upper portion of anchor bolt is galvanized per ASTM A-153; bolts have an "L" hook at bottom end and are galvanized a minimum of 12" on the threaded end. Each set (bipod) galvanized anchor bolt is furnished with two hex nuts and two flat washers.

HARDWARE - All mechanical fasteners are high-strength galvanized carbon steel. All non-structural fasteners are galvanized or zinc plated carbon steel, or stainless steel.

FINISH - Extra durable standard finishes include Dark Bronze, White, Black, Medium Bronze, Natural Aluminum, Galvanized, Galvanized Prime, Galvanized Prime and Black, and Bright red and Bright Blue. Bright Red and Bright Blue Architectural Colors and special finishes are available. Special order finishes that are not limited to Hot-dipped Galvanized, Paint over Galvanized, RAL Colors, Custom Colors and Extended Warranty Finishes.

WARRANTY — 5-year limited warranty. Complete warranty terms located at:
www.acuitybrands.com/support/warranty/terms-and-conditions

NOTE: Actual performance may differ as a result of end-user environment and application.
Specifications subject to change without notice.

OUTDOOR POLE-RTS

BEAM ILLUMINATING ARCHITECTURE

FIXTURE TYPE **VF2 Series**

RTS Round Tapered Steel Poles

ORDERING INFORMATION Lead times will vary depending on options selected. Consult with your sales representative. **Example:** RTS 30 6-GB DM19 DDB

RTS Series	Nominal Bolton mounting height	Nominal shaft base diameter (inches)	Mounting*
RTS	20-30' (for 0.5 ft increments, add 4 weeks to lead time. Ex. 20-4 equals 20ft 4in.)	6-GB (10") 6-DB (10") 6-WB (10") 7-DB (10") 7-WB (10") 7-BB (10") 7-HB (10")	Tenon mounting PT Open top SSA 2-7/8" O.D. (2" NPS) T25 2-7/8" O.D. (2-1/2" NPS) T30 3-1/2" O.D. (3" NPS) T35 4" O.D. (3-1/2" NPS) RAL/RAR/RTA/RTR/RAP (drill mounting) DM19 1 at 90° DM29 2 at 180° DM28PL 2 at 180° with one side plugged DM29 2 at 90°** DM32 3 at 120°** DM39 3 at 90°** DM49 4 at 90°**

Contact factory for complete ordering information.)

VF2 Series 20'-0"

DM29F3 3 at 90°	CR/SQ/RGA/RGM/CONDENT/RAM/RAL (drill mounting)*	DDBXD* Surgard drill mounting**
DM28AA 2 at 180°	DM19A1 1 at 90°	DM19AATC 1 at 90°
DM29AA 2 at 90°	DM28A1 2 at 180°	DM29AATC 2 at 180°
DM32AA 3 at 120°	DM29A1 2 at 90°	DM28AATC 2 at 180°
DM39AA 3 at 90°	DM32A1 3 at 120°	DM32AATC 3 at 120°
DM49AA 4 at 90°	DM39A1 3 at 90°	DM49AATC 4 at 90°
CU (drill mounting)*	DM49A1 4 at 90°	
DM19CU 1 at 90°	RAD (drill mounting)*	
DM28CU 2 at 180°	DM19RAD 1 at 90°	
DM29CU 2 at 90°	DM28RAD 2 at 180°	
DM32CU 3 at 120°	DM29RAD 2 at 90°	
DM39CU 3 at 90°	DM32RAD 3 at 120°	
DM49CU 4 at 90°	DM39RAD 3 at 90°	
KORC* Surgard drill mounting**	DM49RAD 4 at 90°	
DM19ATC 1 at 90°		
DM28ATC 2 at 180°		
DM29ATC 2 at 90°		
DM32ATC 3 at 120°		
DM39ATC 3 at 90°		
DM49ATC 4 at 90°		

Options					Finish*
Shipped installed					Standard colors
LJ48 Lens anchor bolts (Include when anchor bolts are not provided)	CPL1Cplg 1" coupling*	CPL3Cplg 3/4" coupling*	USPOM United States point of manufacture*		DDBXD Dark bronze
	CPL2Cplg 2" coupling*	CPL4Cplg 1" coupling*	IC Interior coating*		DNBXD Black
VD Vibration damper	WFL1Cplg 1/2" threaded coupler*	WFL3Cplg 3/4" threaded coupler*	UL UL listed (Include NEC compliant cover)		DMBXD Medium bronze
TP Tamper resistant handhole cover fasteners	WFL4Cplg 1" threaded coupler*	EHH Extra handhole*	NEC NEC #18.30 compliant gasketed handhole (Not UL Listed)		DNAXD Natural aluminum
MHxy Horizontal arm bracket (1 Required)**	EHHcu Extra handhole**	MABX Mast arm clamp**			GALV Galvanized finish
FSXxy Fresian outlet (Xxx electrical)*					Urgent requests (Implemented on request)
					(blank) FBC Full base cover
					(blank) TC Top cap

Chosen colors

DSS	Sandstone
DGC	Charcoal gray
DTG	Tennis green
DBR	Bright red
DSB	Sky blue

Architectural Colors and Special Finishes*
Galvanized, Paint over Galvanized, RAL Colors, Custom Colors and Extended Warranty Finishes available.

NOTES:

1. Wall thickness will be signified with a "1" (11 Ga.) or "7" (7 Ga.) Ex. 30 6-GB 7 = 30' 6" Ga. 7 gauge (in nomenclature. "1" - 0.1196" (11 - 0.1196")
2. PT Spun top poles include top cap. When ordering tenon mounting and drill mounting for the same pole, add the tenon mounting first. Ex. 2 at 180° tenon mounting and 2 at 180° drill mounting.
3. Refer to the Nutzer spec sheet for the correct drilling template pattern and orientation compatibility.
4. Insert "Y" or "Z" to designate fixture size. e.g. DM19AY2.
5. Specify finish by adding the appropriate finish suffix to ordering number. Ex: To specify the finish shown the chart of paint or bronze then add the suffix corresponding to the finish. Example: DB = Dark DDB (bz — 2B)
6. For "Z" Specify construction from handhole (6-2,3) Refer to the Handhole Orientation diagram below. Example: 12" coupling of 3 3/4", orientation C = CPL12-3C
7. Horizontal arm is 14" or 2-1/8" O.D. tenon standard with double curve providing 12" rise. If ordering two horizontal arm at the same height, specify with Hbxy. Example: HA200
8. Combination of tenon mounting and drill mount includes extra handhole.
9. Consult factory for availability of special finishes.
10. Decorative with certifications are required.
11. Provides enhanced corrosion resistance.
12. Architectural colors available: see www.lithonia.com/architectural or Architectural Color brochure (Form No. 794.2). Available by formal quote only, consult factory for details.

LITHONIA LIGHTING

OUTDOOR: One Lithonia Way Conyers, GA 30012 Phone: 800-705-SERV (7378) www.lithonia.com

©2019-2021 Acuity Brands Lighting, Inc. All rights reserved. Rev. 03/21/21

POLE-RTS

BEAM ILLUMINATING ARCHITECTURE

FIXTURE TYPE **VF2 Series**

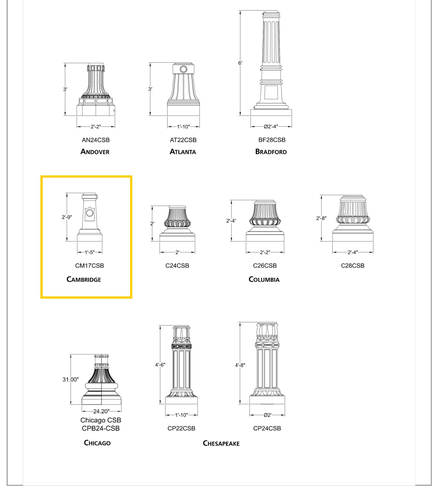

BEAM ILLUMINATING ARCHITECTURE

FIXTURE TYPE **VF2-A**

OUTDOOR PHOTOMETRIC REPORT
CATALOG: AVPCL2 P30 XX 27K R3

Test #:	ISF 18281F933
Test Lab:	SCALED PHOTOMETRY
Catalog:	AVPCL2 P30 XX 27K R3
Description:	Valiant™ LED Full cutoff with R3 distribution
Series:	Series AVPCL2 LED - Full Cutoff
Lamp Output:	Total luminaire Lumens: 4666.9, absolute photometry *
Input Wattage:	45
Luminous Opening:	Rectangle (L: 6.48", W: 6")
Max Cd:	3,344.6 at Horizontal: 70°, Vertical: 62.5°
Roadway Class:	SHORT, TYPE III

Zonal Lumen Summary

Zone	Lumens	% Luminaire
0-30	339.2	7.1%
0-40	891.8	19.1%
0-60	3,059.1	65.8%
60-90	1,597.8	34.2%
70-100	454.7	9.7%
90-120	0.000	0%
0-90	4,656.9	100%
90-180	0.000	0%
0-180	4,656.9	100%

Lumens Per Zone

Zone	Lumens	% Total	Zone	Lumens	% Total
0-10	1.6	0.0%	90-100	0.000	0%
10-20	67.5	1.4%	100-110	0.000	0%
20-30	260.2	5.6%	110-120	0.000	0%
30-40	562.6	12.1%	120-130	0.000	0%
40-50	875.4	18.8%	130-140	0.000	0%
50-60	1,301.8	27.9%	140-150	0.000	0%
60-70	1,143.1	24.5%	150-160	0.000	0%
70-80	350.8	7.5%	160-170	0.000	0%
80-90	103.9	2.2%	170-180	0.000	0%

Roadway Summary

Distribution:	TYPE III, SHORT	
Max Cd, 90 Deg Vert:	0.000	
Max Cd, 80 to <90 Deg:	353.1	
	Lumens	% Lamp
Downward Street Side:	3,539.1	75.8%
Downward House Side:	1,127.5	24.2%
Downward Total:	4,666.6	100%
Upward Street Side:	0.000	0%
Upward House Side:	0.000	0%
Upward Total:	0.000	0%
Total Lumens:	4,666.6	100%

LCS Table

BUG Rating	B1 - U0 - G1	
Forward Light	Lumens	Lumens %
Low(0-30):	237.1	5.1%
Medium(30-60):	2,110.4	45.2%
High(60-80):	1,139.6	24.4%
Very High(80-90):	52.0	1.1%
Back Light		
Low(0-30):	91.7	2%
Medium(30-60):	629.4	13.5%
High(60-80):	354.5	7.6%
Very High(80-90):	52.0	1.1%
Uplight		
Low(90-100):	0.000	0%
High(100-180):	0.000	0%
Trapped Light:	0.3	0%

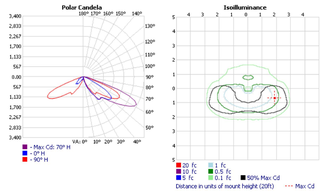

*Test based on absolute photometry where lamp lumens=lumens total.
*Cutoff Classification and efficiency cannot be properly calculated for absolute photometry.

Visual Photometric Tool 1.2.46 copyright 2021, Acuity Brands Lighting.
This Photometric report has been generated using methods recommended by the IESNA. Calculations are based on Photometric data provided by the manufacturer, and the accuracy of this Photometric report is dependent on the accuracy of the data provided. End-user environment and application (including, but not limited to, voltage variation and dirt accumulation) can cause actual Photometric performance to differ from the performance calculated using the data provided by the manufacturer. This report is provided without warranty as to accuracy, completeness, reliability or otherwise. In no event will Acuity Brands Lighting be responsible for any loss resulting from any use of this report.

ISF 182817933 VISUAL PHOTOMETRIC TOOL — PUBLISH PAGE 1 OF 4

BEAM ILLUMINATING ARCHITECTURE

FIXTURE TYPE **VF2-A**

OUTDOOR PHOTOMETRIC REPORT
CATALOG: AVPCL2 P30 XX 27K R3

Zonal Lumen Summary

Zone	Lumens	% Luminaire
0-30	339.2	7.1%
0-40	891.8	19.1%
0-60	3,059.1	65.8%
60-90	1,597.8	34.2%
70-100	454.7	9.7%
90-120	0.000	0%
0-90	4,666.9	100%
90-180	0.000	0%
0-180	4,666.9	100%

Lumens Per Zone

Zone	Lumens	% Total	Zone	Lumens	% Total
0-10	1.6	0.0%	90-100	0.000	0%
10-20	67.5	1.4%	100-110	0.000	0%
20-30	260.2	5.6%	110-120	0.000	0%
30-40	562.6	12.1%	120-130	0.000	0%
40-50	875.4	18.8%	130-140	0.000	0%
50-60	1,301.8	27.9%	140-150	0.000	0%
60-70	1,143.1	24.5%	150-160	0.000	0%
70-80	350.8	7.5%	160-170	0.000	0%
80-90	103.9	2.2%	170-180	0.000	0%

Roadway Summary

Distribution:	TYPE III, SHORT	
Max Cd, 90 Deg Vert:	0.000	
Max Cd, 80 to <90 Deg:	353.1	
	Lumens	% Lamp
Downward Street Side:	3,539.1	75.8%
Downward House Side:	1,127.5	24.2%
Downward Total:	4,666.6	100%
Upward Street Side:	0.000	0%
Upward House Side:	0.000	0%
Upward Total:	0.000	0%
Total Lumens:	4,666.6	100%

LCS Table

BUG Rating	B1 - U0 - G1	
Forward Light	Lumens	Lumens %
Low(0-30):	237.1	5.1%
Medium(30-60):	2,110.4	45.2%
High(60-80):	1,139.6	24.4%
Very High(80-90):	52.0	1.1%
Back Light		
Low(0-30):	91.7	2%
Medium(30-60):	629.4	13.5%
High(60-80):	354.5	7.6%
Very High(80-90):	52.0	1.1%
Uplight		
Low(90-100):	0.000	0%
High(100-180):	0.000	0%
Trapped Light:	0.3	0%

ISF 182817933 VISUAL PHOTOMETRIC TOOL — PUBLISH PAGE 2 OF 4

BEAM ILLUMINATING ARCHITECTURE

FIXTURE TYPE **VF2-B**

OUTDOOR PHOTOMETRIC REPORT
CATALOG: AVPCL2 P30 XX 27K R4

Test #:	ISF 18281F913
Test Lab:	SCALED PHOTOMETRY
Catalog:	AVPCL2 P30 XX 27K R4
Description:	Valiant™ LED Full cutoff with R4 distribution
Series:	Series AVPCL2 LED - Full Cutoff
Lamp Output:	Total luminaire Lumens: 4719, absolute photometry *
Input Wattage:	45
Luminous Opening:	Rectangle (L: 6.48", W: 6")
Max Cd:	2,944.4 at Horizontal: 67.5°, Vertical: 67.5°
Roadway Class:	SHORT, TYPE IV

Zonal Lumen Summary

Zone	Lumens	% Luminaire
0-30	234.7	5%
0-40	619.4	13.1%
0-60	2,228.7	47.2%
60-90	2,490.3	52.8%
70-100	1,062.0	22.5%
90-120	0.000	0%
0-90	4,719.0	100%
90-180	0.000	0%
0-180	4,719.0	100%

Lumens Per Zone

Zone	Lumens	% Total	Zone	Lumens	% Total
0-10	1.4	0.0%	90-100	0.000	0%
10-20	48.6	1.0%	100-110	0.000	0%
20-30	184.7	3.9%	110-120	0.000	0%
30-40	384.7	8.2%	120-130	0.000	0%
40-50	601.8	12.8%	130-140	0.000	0%
50-60	1,007.6	21.4%	140-150	0.000	0%
60-70	1,428.3	30.3%	150-160	0.000	0%
70-80	924.3	19.6%	160-170	0.000	0%
80-90	137.6	2.9%	170-180	0.000	0%

Roadway Summary

Distribution:	TYPE IV, SHORT	
Max Cd, 90 Deg Vert:	0.000	
Max Cd, 80 to <90 Deg:	562.4	
	Lumens	% Lamp
Downward Street Side:	3,756.5	79.6%
Downward House Side:	962.1	20.4%
Downward Total:	4,718.6	100%
Upward Street Side:	0.000	0%
Upward House Side:	0.000	0%
Upward Total:	0.000	0%
Total Lumens:	4,718.6	100%

LCS Table

BUG Rating	B1 - U0 - G2	
Forward Light	Lumens	Lumens %
Low(0-30):	144.9	3.1%
Medium(30-60):	1,495.1	31.7%
High(60-80):	2,026.1	42.9%
Very High(80-90):	90.4	1.9%
Back Light		
Low(0-30):	89.5	1.9%
Medium(30-60):	498.4	10.6%
High(60-80):	327.2	6.9%
Very High(80-90):	47.1	1%
Uplight		
Low(90-100):	0.000	0%
High(100-180):	0.000	0%
Trapped Light:	0.3	0%

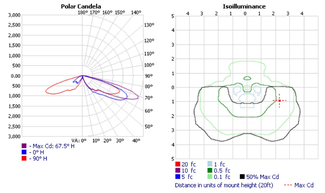

*Test based on absolute photometry where lamp lumens=lumens total.
*Cutoff Classification and efficiency cannot be properly calculated for absolute photometry.

Visual Photometric Tool 1.2.46 copyright 2021, Acuity Brands Lighting.
This Photometric report has been generated using methods recommended by the IESNA. Calculations are based on Photometric data provided by the manufacturer, and the accuracy of this Photometric report is dependent on the accuracy of the data provided. End-user environment and application (including, but not limited to, voltage variation and dirt accumulation) can cause actual Photometric performance to differ from the performance calculated using the data provided by the manufacturer. This report is provided without warranty as to accuracy, completeness, reliability or otherwise. In no event will Acuity Brands Lighting be responsible for any loss resulting from any use of this report.

ISF 182819F33 VISUAL PHOTOMETRIC TOOL — PUBLISH PAGE 1 OF 4

BEAM ILLUMINATING ARCHITECTURE

FIXTURE TYPE **VF2-B**

OUTDOOR PHOTOMETRIC REPORT
CATALOG: AVPCL2 P30 XX 27K R4

Zonal Lumen Summary

Zone	Lumens	% Luminaire
0-30	234.7	5%
0-40	619.4	13.1%
0-60	2,228.7	47.2%
60-90	2,490.3	52.8%
70-100	1,062.0	22.5%
90-120	0.000	0%
0-90	4,719.0	100%
90-180	0.000	0%
0-180	4,719.0	100%

Lumens Per Zone

Zone	Lumens	% Total	Zone	Lumens	% Total
0-10	1.4	0.0%	90-100	0.000	0%
10-20	48.6	1.0%	100-110	0.000	0%
20-30	184.7	3.9%	110-120	0.000	0%
30-40	384.7	8.2%	120-130	0.000	0%
40-50	601.8	12.8%	130-140	0.000	0%
50-60	1,007.6	21.4%	140-150	0.000	0%
60-70	1,428.3	30.3%	150-160	0.000	0%
70-80	924.3	19.6%	160-170	0.000	0%
80-90	137.6	2.9%	170-180	0.000	0%

Roadway Summary

Distribution:	TYPE IV, SHORT	
Max Cd, 90 Deg Vert:	0.000	
Max Cd, 80 to <90 Deg:	562.4	
	Lumens	% Lamp
Downward Street Side:	3,756.5	79.6%
Downward House Side:	962.1	20.4%
Downward Total:	4,718.6	100%
Upward Street Side:	0.000	0%
Upward House Side:	0.000	0%
Upward Total:	0.000	0%
Total Lumens:	4,718.6	100%

LCS Table

BUG Rating	B1 - U0 - G2	
Forward Light	Lumens	Lumens %
Low(0-30):	144.9	3.1%
Medium(30-60):	1,495.1	31.7%
High(60-80):	2,026.1	42.9%
Very High(80-90):	90.4	1.9%
Back Light		
Low(0-30):	89.5	1.9%
Medium(30-60):	498.4	10.6%
High(60-80):	327.2	6.9%
Very High(80-90):	47.1	1%
Uplight		
Low(90-100):	0.000	0%
High(100-180):	0.000	0%
Trapped Light:	0.3	0%

ISF 182819F33 VISUAL PHOTOMETRIC TOOL — PUBLISH PAGE 2 OF 4

BEAM ILLUMINATING ARCHITECTURE

FIXTURE TYPE **VF2-C**

OUTDOOR PHOTOMETRIC REPORT
CATALOG: AVPCL2 P30 XX 27K R5

Test #:	ISF 18282F933
Test Lab:	SCALED PHOTOMETRY
Catalog:	AVPCL2 P30 XX 27K R5
Description:	Valiant™ LED Full cutoff with R5 distribution
Series:	Series AVPCL2 LED - Full Cutoff
Lamp Output:	Total luminaire Lumens: 5082.7, absolute photometry *
Input Wattage:	45
Luminous Opening:	Rectangle (L: 0.16M, W: 0.15M)
Max Cd:	2,433.8 at Horizontal: 25°, Vertical: 65°
Roadway Class:	Type VS

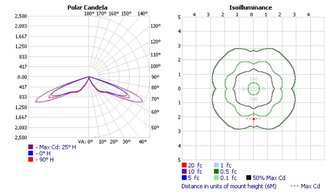

*Test based on absolute photometry where lamp lumens=lumens total.
*Cutoff Classification and efficiency cannot be properly calculated for absolute photometry.

Visual Photometric Tool 1.2.46 copyright 2021, Acuity Brands Lighting.
This Photometric report has been generated using methods recommended by the IESNA. Calculations are based on Photometric data provided by the manufacturer, and the accuracy of this Photometric report is dependent on the accuracy of the data provided. End-user environment and application (including, but not limited to, voltage variation and dirt accumulation) can cause actual Photometric performance to differ from the performance calculated using the data provided by the manufacturer. This report is provided without warranty as to accuracy, completeness, reliability or otherwise. In no event will Acuity Brands Lighting be responsible for any loss resulting from any use of this report.

ISF 182821F933 VISUAL PHOTOMETRIC TOOL — PUBLISH PAGE 1 OF 4

BEAM ILLUMINATING ARCHITECTURE

FIXTURE TYPE **VF2-C**

OUTDOOR PHOTOMETRIC REPORT
CATALOG: AVPCL2 P30 XX 27K R5

Zonal Lumen Summary

Zone	Lumens	% Luminaire
0-30	187.8	3.7%
0-40	597.2	11.8%
0-60	2,497.6	49.1%
60-90	2,585.0	50.9%
70-100	618.6	12.2%
90-120	0.000	0%
0-90	5,082.7	100%
90-180	0.000	0%
0-180	5,082.7	100%

Lumens Per Zone

Zone	Lumens	% Total	Zone	Lumens	% Total
0-10	0.9	0.0%	90-100	0.000	0%
10-20	32.4	0.6%	100-110	0.000	0%
20-30	154.5	3.0%	110-120	0.000	0%
30-40	409.4	8.1%	120-130	0.000	0%
40-50	688.3	13.5%	130-140	0.000	0%
50-60	1,212.1	23.8%	140-150	0.000	0%
60-70	1,966.5	38.7%	150-160	0.000	0%
70-80	585.9	11.5%	160-170	0.000	0%
80-90	32.7	0.6%	170-180	0.000	0%

Roadway Summary

Distribution:	Type VS	
Max Cd, 90 Deg Vert:	0.000	
Max Cd, 80 to <90 Deg:	68.3	
	Lumens	% Lamp
Downward Street Side:	2,541.2	50%
Downward House Side:	2,541.2	50%
Downward Total:	5,082.4	100%
Upward Street Side:	0.000	0%
Upward House Side:	0.000	0%
Upward Total:	0.000	0%
Total Lumens:	5,082.4	100%

LCS Table

BUG Rating	B3 - U0 - G1	
Forward Light	Lumens	Lumens %
Low(0-30):	93.7	1.8%
Medium(30-60):	1,154.4	22.7%
High(60-80):	1,276.8	25.1%
Very High(80-90):	16.3	0.3%
Back Light		
Low(0-30):	93.7	1.8%
Medium(30-60):	1,154.4	22.7%
High(60-80):	1,276.8	25.1%
Very High(80-90):	16.3	0.3%
Uplight		
Low(90-100):	0.000	0%
High(100-180):	0.000	0%
Trapped Light:	0.3	0%

ISF 182821F933 VISUAL PHOTOMETRIC TOOL — PUBLISH PAGE 2 OF 4

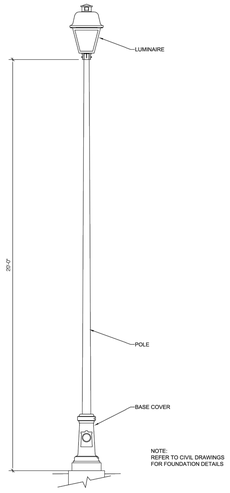
LUMINARE
30'-0"
POLE
BASE COVER
NOTE:
REFER TO CIVIL DRAWINGS
F