

TOWNSHIP OF HOPEWELL
County of Mercer

Report of Audit of Financial Statements

For the Year Ended December 31, 2020

TOWNSHIP OF HOPEWELL
COUNTY OF MERCER

TABLE OF CONTENTS

PART I

	<u>Exhibits</u>	<u>Page</u>
Introduction		2

PART II

Independent Auditor's Report		13
Report on Compliance and on Internal Control Over Financial Reporting Based On An Audit of Financial Statements Performed In Accordance with Government Auditing Standards		16

Financial Statements

Current Fund:

Statement of Assets, Liabilities, Reserves and Fund Balance - Regulatory Basis	A	18
Statement of Operations and Changes in Fund Balance - Regulatory Basis	A-1	20
Statement of Revenues - Regulatory Basis	A-2	22
Statement of Expenditures - Regulatory Basis	A-3	24

Trust Fund

Statement of Assets, Liabilities, and Reserves - Regulatory Basis	B	31
---	---	----

General Capital Fund

Statement of Assets, Liabilities, Reserves and Fund Balance - Regulatory Basis	C	32
Statement of Changes in Fund Balance - Regulatory Basis	C-1	33

Water Utility Fund

Statement of Assets, Liabilities, Reserves and Fund Balance - Regulatory Basis	D	34
Comparative Statement of Operations and Changes in Fund Balance - Regulatory Basis	D-1	35
Statement of Fund Balance	D-2	36
Statement of Revenues - Regulatory Basis	D-3	37
Statement of Expenditures - Regulatory Basis	D-4	38

Sewer Utility Fund

Statement of Assets, Liabilities, Reserves and Fund Balance - Regulatory Basis	E	39
Comparative Statement of Operations and Changes in Fund Balance - Regulatory Basis	E-1	42
Statement of Fund Balance	E-2	44
Statement of Revenues - Regulatory Basis	E-3	45
Statement of Expenditures - Regulatory Basis	E-4	47

Part I (Continued):

Public Assistance Fund

Statement of Assets, Liabilities and Reserves	F	49
---	---	----

General Fixed Assets Account Group

Statement of General Fixed Assets Account Group	G	50
---	---	----

Notes to Financial Statements		51
-------------------------------	--	----

Current Fund

Statement of Cash - Treasurer	A-4	83
Schedule of Change Funds	A-5	84
Schedule of Taxes Receivable and Analysis of Property Tax Levy	A-6	85
Schedule of Tax Title Liens	A-7	86
Schedule of Revenue Accounts Receivable	A-8	87
Statement of 2018 Appropriation Reserves	A-9	88
Schedule of Prepaid Taxes	A-10	89
Schedule of Tax Overpayments	A-11	89
Schedule of Reserve for Tax Appeals Pending	A-12	90
Schedule of Reserve for Revaluation	A-13	90
Schedule of Reserve for Preparation of Master Plan	A-14	90
Schedule of Reserve for Historic Building Repairs	A-15	90
Schedule of Due to State of New Jersey for Senior Citizens and Veterans Deductions	A-16	91
Schedule of Due to State of New Jersey for Marriage License Fees	A-17	91
Schedule of County Taxes Payable	A-18	92
Schedule of Fire District Taxes Payable	A-19	92
Schedule of Regional School Tax Payable	A-20	93
Schedule of Municipal Open Space Tax Payable	A-21	93
Schedule of Federal, State and Local Grants Receivable	A-22	94
Schedule of Reserve for Federal and State Grants - Unappropriated	A-23	95
Schedule of Reserve for Federal, State and Local Grants - Appropriated	A-24	96

Trust Fund

Schedule of Cash - Treasurer	B-1	98
Schedule of Reserve for Dog Control Fund Expenditures	B-2	100

Trust - Other Funds

Schedule of Reserve Balances	B-3	101
Schedule of Due to State of NJ - UCC Fees	B-4	102
Schedule of Payroll Deductions Payable	B-5	102

General Capital Fund

Schedule of Cash - Treasurer	C-2	104
Analysis of General Capital Cash and Investments	C-3	105
Statement of Deferred Charges to Future Taxation - Funded	C-4	106
Schedule of Deferred Charges to Future Taxation - Unfunded	C-5	107
Schedule of General Serial Bonds	C-6	108
Schedule of Bond Anticipation Notes	C-7	110
Schedule of Green Trust Loan Payable	C-8	111
Schedule of Improvement Authorizations	C-9	112
Schedule of Capital Improvement Fund	C-10	113
Statement of Bonds and Notes Authorized But Not Issued	C-11	114

Part II (Continued):**Water Utility Fund**

Schedule of Cash - Treasurer	D-5	116
Analysis of Cash - Capital Fund	D-6	117
Statement of Consumer Accounts Receivable	D-7	118
Schedule of Fixed Capital	D-8	119
Schedule of Fixed Capital Authorized and Uncompleted	D-9	N/A
Statement of 2018 Appropriation Reserves	D-10	120
Schedule of Accrued Interest on Bonds and Notes	D-11	121
Schedule of Serial Bonds	D-12	122
Schedule of Bond Anticipation Notes	D-13	N/A
Schedule of Improvement Authorizations	D-14	N/A
Schedule of Capital Improvement Fund	D-15	123
Schedule of Reserve for Amortization	D-16	123
Schedule of Deferred Reserve for Amortization	D-17	N/A
Statement of Bonds and Notes Authorized But Not Issued	D-18	N/A

Sewer Utility Fund

Schedule of Cash - Treasurer	E-5	125
Analysis of Cash - Capital Fund	E-6	128
Statement of Consumer Accounts Receivable	E-7	129
Schedule of Fixed Capital	E-8	131
Schedule of Fixed Capital Authorized and Uncompleted	E-9	132
Statement of 2018 Appropriation Reserves	E-10	133
Schedule of Accrued Interest on Bonds and Notes and Analysis of Balance	E-11	135
Schedule of Serial Bonds	E-12	137
Schedule of Bond Anticipation Notes	E-13	138
Schedule of Improvement Authorizations	E-14	139
Schedule of Capital Improvement Fund	E-15	140
Schedule of Reserve for Amortization	E-16	141
Schedule of Deferred Reserve for Amortization	E-17	142
Statement of Bonds and Notes Authorized But Not Issued	E-18	143

Public Assistance Fund

Schedule of Cash - Treasurer	F-1	145
Schedule of Public Assistance Cash and Reconciliation	F-2	146

PART III**Table****Statistical Section**

Current Fund Expenditures by Function	1	148
Water Utility Operating Fund Expenditures By Function	2a	149
Sewer Utility Operating Fund Expenditures By Function	2b	149
Current Revenues By Source	3	150
Assessed Value and Estimate of Total Value	4	151
Schedule of Ten Largest Taxpayers	5	152
Ratio of Bonded Debt, Bond Anticipation Notes, and Loans to Equalized Value and Per Capita	6	153
Ratio of Annual Debt Service Expenditures - Current Fund	7	154
Water Utility - Self Liquidating Calculation	8a	155
Sewer Utility - Self Liquidating Calculation	8b	155
Unemployment Rate and Per Capita Income	9	156
Miscellaneous Statistics	10	157

PART IV

Schedule of Findings and Recommendations

Report on Compliance for Each Program and Report on Internal Control	
Over Compliance Required by New Jersey Circular 15-08-OMB	159
Schedule of Expenditures of State Financial Assistance	161
Notes to Schedule of Expenditures of State Financial Assistance	163
Schedule of Findings and Questioned Costs	164
Schedule of Financial Statement Findings	165
Schedule of Federal Awards and State Financial Assistance and	
Questioned Costs	166
Summary Schedule of Prior-Year Audit Findings	167
Officials in Office and Surety Bonds	168
Acknowledgment	169

TOWNSHIP OF HOPEWELL

PART I

Introductory Section

For the Year Ended December 31, 2020

TOWNSHIP OF HOPEWELL

Mercer County

General Description

Hopewell Township (“the Township”) is comprised of an area of approximately 60 square miles. It is bounded by Hunterdon County to the north, the Delaware River to the west, Lawrence and Ewing Townships to the south and Princeton and Montgomery (Somerset County) Townships on the east. The Township also surrounds the boroughs of Hopewell and Pennington. The Township is divided by New Jersey State Highway Route 31. The cities of Philadelphia and New York provide cultural and economic centers which are easily accessible via Interstates 95 and 295, which run through the Township, commuter railroad transportation and/or bus service. Air travel connections are available at the Trenton/Mercer County Airport, which is located just over the Township’s southern border in Ewing Township.

The area encompassing the Township of Hopewell is bucolic in nature. A mixture of pastoral, wooded and rugged terrain guarantees that future development will be limited to suitable areas allowing the Township to retain its rural and unspoiled characteristics. Approximately 23% of the Township is developed as residential; approximately 54% is vacant, wooded or agricultural; approximately 18% is public and quasi-public and approximately 5% is commercial, industrial or office/research.

A full range of commercial establishments are located in the Township. Restaurants, service stations, grocery and food specialty shops, banks and offices complement the residential nature of the Township’s developed areas. Additional commercial and retail shopping is available in the boroughs of Hopewell and Pennington. Major corporate employers are Janssen Pharmaceutica (a division of Johnson & Johnson) and Capital Health Systems.

Public and quasi-public land uses in the Township include the Mercer County Howell Living Farm and the Mercer County Belle Mountain recreation area in the northwest section of the Township. Washington Crossing State Park, Mercer County Park Northwest and Mercer County’s Rosedale Park, which provide both passive and active recreation areas within the Township. Baldpate Mountain, owned by Mercer County, the State and the Township, Woolsey Park and Independence Park, which are owned by the Township, also provide for passive and active recreation. In addition, the Township is a partner in inter-municipal arrangements providing for Twin Pines recreation area and the Lawrence Hopewell Trail system, which also provide for both passive and active recreation.

Vacant land area is predominately zoned for residential development, which provides for several zoning classifications from five units per acre in the Township’s growth zone up to fourteen-acre sites in the mountainous areas.

Township Government

Hopewell Township is governed by a five-member Township Committee elected on an at-large basis. Each year the elected body selects one of its members to serve as Mayor for a one-year term. The Township Committee has responsibility for all legislative and executive matters, including the enactment of all ordinances and resolutions.

Administrative responsibilities are vested in a full-time professionally trained Township Administrator/Chief Financial Officer, who is charged with overseeing the “day-to-day” operations of the municipal government as well as all CFO/Treasurer functions. Township offices and departments include: the Office of the Township Administrator, Office of the Tax Assessor, Municipal Court, the Office of the Township Clerk, the Department of Finance, the Department of Revenue Collection, the Office of Community Development, the Municipal Construction Department, the Police Department, the Department of Public Works, the Health Department and the Recreation and Senior Services Department.

The Office of Township Administrator/Chief Finance Officer manages a municipal operating budget of approximately \$23 million and a six-year capital improvements program. As of December 31, 2020, there are 89 full-time and 21 part-time municipal employees.

The Township Committee formulates policy with input from the Township’s professional staff and consultants, as well as over 90 resident volunteers who serve on various boards, commissions or committees.

The volunteer boards of the municipal government are: Zoning Board of Adjustment, Planning Board, Environmental Commission, Historic Preservation Commission, Affordable Housing Committee, the Board of Health Advisory Committee, the Agricultural Advisory Committee, the Open Space Advisory Committee, the Recreation Advisory Committee, the Municipal Alliance, the Youth Advisory Committee, the Senior Advisory Board, the Green Team, the Deer Management Advisory Committee, Citizens Equity Advisory Committee and Woolsey Park Advisory Committee.

Public Safety

The Police Department provides 24-hour service to the residents of Hopewell Township and to the residents of Hopewell Borough via an interlocal service agreement that has been in place since January 1983. The department consists of a Director, 2 Lieutenants, 5 Sergeants, 3 Detectives, 19 Patrol Officers, 6 Dispatchers, 1 Public Safety Technician, 1 Secretary, 1 Discovery Clerk and 6 Crossing Guards. Services to the public include: Resident Identification Cards; home security checks; access to a Domestic Violence Victim Response Team; access to a Community Addiction Recovery Effort Team; a Traffic Service Unit; a Youth Police Academy; educational services in local schools; Project Medicine Drop program which allows for the disposal of expired and unused prescription medications and Internet Safety Zone.

Public Works

Public Works provides curbside service Township wide including: brush pickup by zone (April, October and Christmas Trees only in January), Freon disposal (monthly), leaf pickup (spring and autumn) and tire pickup (twice during the year). Additionally, this department maintains 144 miles of Township roadway (including surface repairs, tree trimming/removal and snow removal), all municipal vehicles, all municipal buildings and any parks or recreational facilities that are the responsibility of the Township. In 2020, the Township held one shredding and electronic disposal event for its residents. Public Works consists of 1 Director of Public Works, 1 General Foreman, 2 Foremen, 1 Utility/Building Foreman, 2 Heavy Equipment Operators, 3 Light Equipment Operators, 1 Sign Maintenance Worker, 8 Truck Drivers, 2 Mechanics, 3 Laborers, 1 Custodian and 1 Secretary/Certified Recycling Professional.

Health

The Health Department provides state mandated services and is staffed by state licensed public health professionals. The department provides prevention oriented personal health services as well as regulatory environmental and communicable disease services. Additionally, the department records vital statistical records of deaths, births and marriages and issues original and certified copies. The department is also responsible for the animal control program and dog and cat licensing. The department also oversees and participates in the Municipal Alliance.

During 2020, the department issued permits for septic systems: 3 new systems, 96 replacement systems and 59 repairs or abandonments. The number of replacement systems was substantially higher in 2020 than 2019 (55) due to the real estate transactions.

Permits for wells in 2020 were as follows: 8 new or replacement wells, 6 wells abandoned and 5 pump replaced.

In 2020, 1,779 dog licenses and 367 cat licenses were issued which is down from 2019 licensing with 1,890 dog licenses and 392 cat licenses issued.

The Health Department, in partnership with Walgreens, administered 270 doses of flu vaccine at 7 separate clinics held during October of 2020. The Department also worked in partnership with Mercer County in December to begin COVID-19 vaccinations for eligible first responders and healthcare workers.

In 2020, the Health Department inspected 3 public pools and 21 retail food establishments. All open restaurants in the Township received COVID related compliance visits and guidance from our office.

Community Development

Hopewell Township has enjoyed controlled development and growth guided by its comprehensive Master Plan. The Township retains the services of a professional planner to help develop its long-term strategy for growth, which meets the needs of the local citizens. Sitting astride I-295, the Township enjoys the developmental advantages associated with access to major transportation arteries. Additional factors such as the close proximity to Princeton and the State Capital, and its approximately equi-distance between New York and Philadelphia continues to make the Township of Hopewell a desired location for residency and office location.

The topographical nature of the Township, however, will ensure that large areas will remain unspoiled and open due to rugged terrain and other natural features. The more elevated tracts are zoned for housing on lots as large as fourteen acres.

The majority of the Township is served by private on-site wells and septic systems. The Township owns a small public community water system serving 105 users and two community sewer systems; one system with 211 users with wastewater treatment provided by contract with the Stony Brook Regional Sewerage Authority and one system with 1,651 users with wastewater treatment provided by contract with the Ewing Lawrence Sewerage Authority.

In 2020 the Planning Board approved 3 major subdivisions (two with bulk variances), 0 minor subdivisions, 0 amended minor subdivision, 2 site plans and 3 amended site plans (one with bulk variances). The Planning Board also reviewed one Capital Project planned by the Hopewell Valley School District.

During 2020, the Zoning Board of Adjustment reviewed 21 cases or applications. Of those applications, 16 were for hardship or “bulk” requirement relief (i.e., setbacks, lot coverage); and 5 were for a use not permitted in the zone. Of the 5 Use Variance applications, 3 of the applications also required bulk variance relief.

Municipal Housing

Municipal Housing is managed by a Municipal Housing Liaison, a State mandated position. Duties of the Liaison include management of day-to-day inquiries, coordination with the Affordable Housing Committee (AHC), the filing annual reports for revenue and expenses related to the Affordable Housing Trust Fund and the Affordable Unit Monitoring Report. Housing rentals, sales and the qualification of applicants for housing is provided by Princeton Community Housing, a contracted vendor.

Municipal Construction Office

The Municipal Construction Office is staffed by 1 Construction Official/Fire Protection Sub-Code Official, 1 Building Sub-Code Official, 1 Electrical Sub-code Official, 1 Part-time Electrical Inspector / Part-time Plumbing Sub Code Official, 1 Permit Control person and 1 Executive Secretary.

During 2020, the Construction Office issued 331 Building Permits, 874 Electrical Permits, 890 Plumbing/Mechanical Permits and 225 Fire Permits. The Construction Office issued 36 Certificates of Occupancy, 830 Certificates of Approval and 6 Temporary Certificates of Occupancy.

Recreation

The Recreation Department sponsors a comprehensive array of recreation and leisure services and a wide variety of community trips, senior citizen activities and programs for children and teens. In the year 2020 programming was adjusted due to the COVID-19 pandemic and the changing guidelines from the Department of Health. The Township offered 25 programs/events throughout the year for the Hopewell Township community. The programs included virtual programs, outdoor sports and art programs, family movie nights and community events. During the summer months the department sponsored 14 half-day camps; both in-person and virtually. The summer camp programs included Art in the Park, Baseball, Field Hockey, Boys and Girls Soccer, US Sports Institute Multi-Sports Camp, Tennis Camp, Mad Science Camp, Virtual Drawing Camp and Virtual Musical Theater Camp. These camps serve over 400 children and teens.

The Recreation Department in conjunction with the Public Works Department also manages the Township's parks, playgrounds and athletic facilities, including the Municipal Athletic Complex, the 22-acre Independence Park, the 49-acre Twin Pines facility and 173-acre Woolsey Park.

Hopewell Township is the department's fiscal agent and provides salary and certain operating expenses through its annual municipal budget. A trust fund was established for fee-based programs that are designed to be self-supporting and provide employment to more than 40 part-time staff members.

Senior Services

Hopewell Valley Senior Services, created in 2006, provides information, programs and services for Hopewell Valley senior residents and caregivers in order to promote independence, wellness, volunteerism and community interaction among older adults. The office is funded through a shared service agreement between Hopewell Township and the Boroughs of Hopewell and Pennington.

In 2020, services and programming was provided to over 1,100 residents. Services included: the distribution of a monthly senior newsletter, outdoor local trips and community outreach. A cookie and gift bag delivery program took the place of the annual senior citizen picnic. The department continued to provide information and referrals to community resources for those in need as well as the administration of Hopewell Valley Rides (a transportation program for older adults and people with disabilities in Hopewell Valley).

Union Contracts

Certain Township employees are represented through collective bargaining units. At the start of the 2020 year three of the five bargaining units had settled contracts. During the year 2020 one of the five union contracts was negotiated and settled. At the end of the calendar year, the contract for the CWA Union No. 1034 was still in negotiations.

Bargaining Unit	Expiration Date
Superior Officers Association	December 31, 2021
PBA Local 342	December 31, 2021
CWA Union No 1034	December 31, 2018
9-1-1 Operators Association	December 31, 2021
Public Works, AFSCME Local 3867	December 31, 2021

Significant Financial Data

Debt Administration

The authorized bonded indebtedness of municipalities in the State of New Jersey is limited by statute to an amount equal to 3½ % of their equalized value. The equalized valuation basis of the Township is set by statute as the average for the last three years of the equalized value of all taxable real property and improvements and certain railroad property within its boundaries as annually determined by the State Board of Taxation. The Township has managed its debt well and as of December 31, 2020 has outstanding debt equal to 1.222 % of its equalized value.

As of 2020, Standard and Poor's has awarded Hopewell Township a credit rating of AA+/Stable.

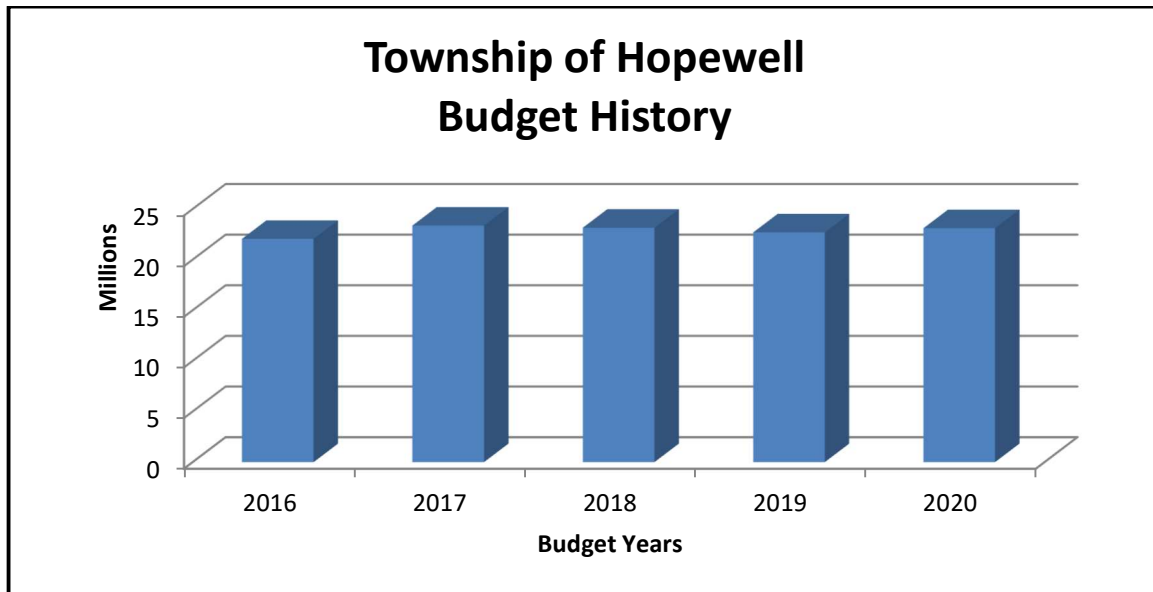
Surplus Fund Balance

Hopewell Township closed out 2020 with a surplus balance of \$8,981,222.69, which is a decrease of \$893,308.21 over 2019's ending balance.

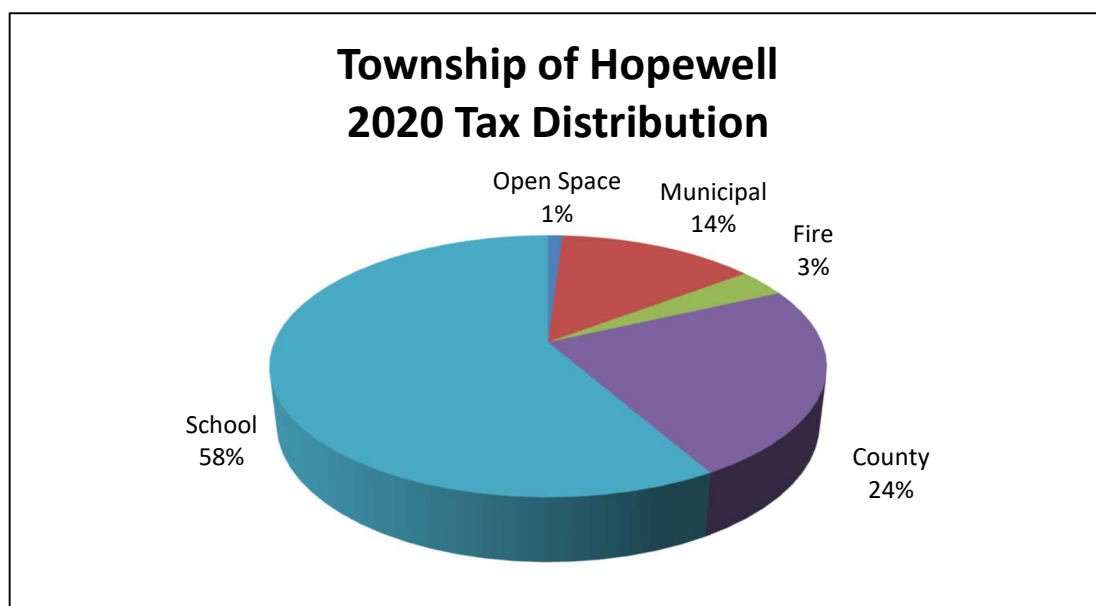
Budget

The 2020 Budget was adopted at \$23,110,928.84. This represented an increase of \$444,609.84 over the 2019 budget.

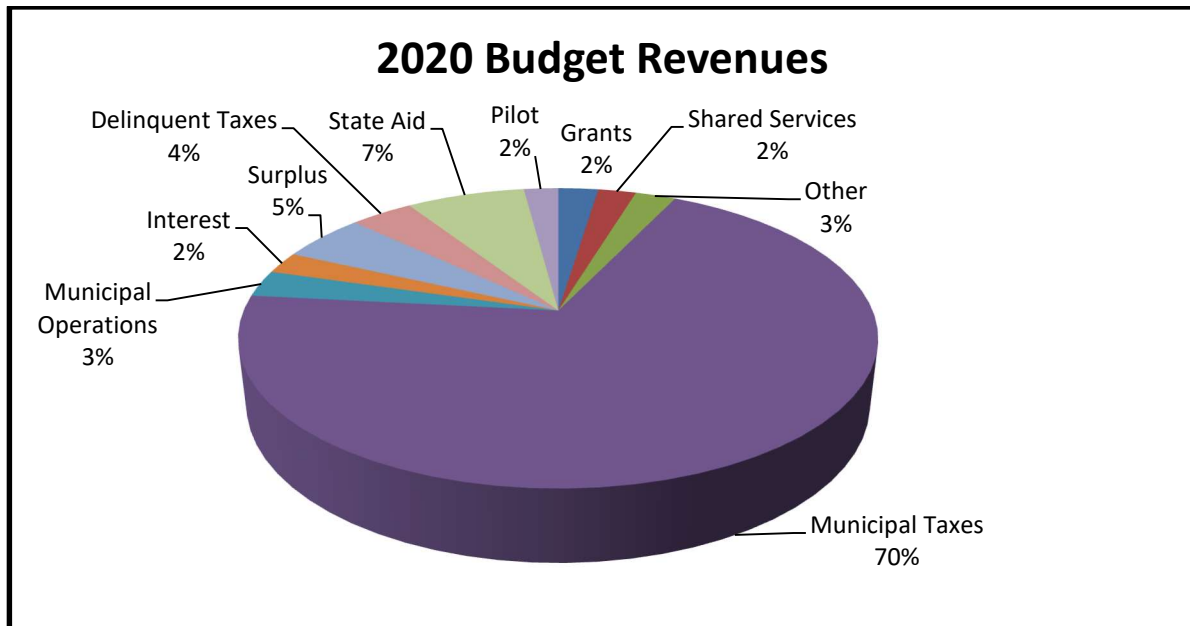
	2016	2017	2018	2019	2020
Annual Budget	\$22,058,835	\$ 23,370,382	\$23,158,289	\$22,699,319	23,110,928.84



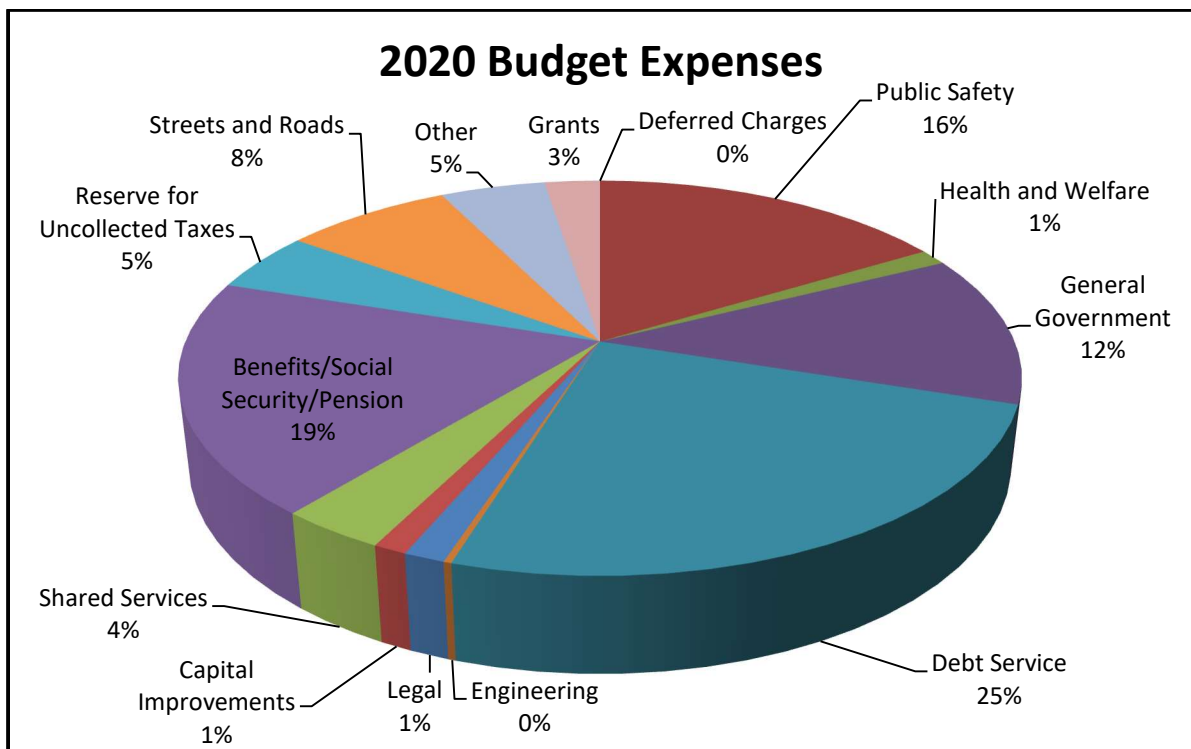
As the below chart demonstrates; municipal taxes represent 14% of all property taxes paid in 2020.



A more detailed analysis of revenues and expenditures for the 2020 budget indicates that (70%) of the budget was supported by tax dollars with Surplus (5%) and State Aid (7%) being the next largest repetitive contributors.



A review of Township Expenses would indicate that the three largest specific areas of expenditure would be Debt Service (25%), Employee Benefits/Social Security/Pensions (19%) and Public Safety (16%).



**Township of Hopewell
Consultants and Advisors
as of December 31, 2020**

Auditors

Inverso & Stewart, LLC
651 Route 73 N Suite 402
Marlton, NJ 08053
(856) 983-2244

Attorney

Parker McCay P.A.
9000 Midlantic Drive
Mount Laurel, NJ 08054
(856) 596-8900

Bond Counsel

McManimon, Scotland, and Baumann
75 Livingston Avenue
Roseland, NJ 07068
(973) 622-1800

Civil Engineering Consultants

VanCleeef Engineering Associates
2345 Route 33
Robbinsville, New Jersey 08691
(609) 259-3263

Township of Hopewell

Governing Body

Kristin McLaughlin – Mayor
Michael Ruger – Deputy Mayor
Julie Blake – Committeeperson
Courtney Peters-Manning – Committeeperson
Kevin Kuchinski – Committeeperson

Officials

Elaine Cruickshank-Borges – Administrator/Chief Financial Officer
Laurie Gompf – Municipal Clerk
Daniel Keough – Assessor
Kevin Oswald – Municipal Construction Official
Roger Haley – Municipal Court Judge
Margaret Umbro – Court Administrator
Mark Kataryniak – Engineer/ Community Development Director
Mary Kennedy-Nadzak – Tax Collector
Robert Karmazin – Director of Police
Dawn Marling – Health Officer
Karin Poveromo – Recreation Director
Randi Knechel – Senior Service Coordinator
George Snyder – Director of Public Works

TOWNSHIP OF HOPEWELL

PART II

Report of Audit of Financial Statements

For the Year Ended December 31, 2020

INVERSO & STEWART, LLC

Certified Public Accountants

651 Route 73 North, Suite 402
Marlton, New Jersey 08053
(856) 983-2244
Fax (856) 983-6674
E-Mail: rinverso@inversocpa.com

-Member of-
American Institute of CPAs
New Jersey Society of CPAs

INDEPENDENT AUDITOR'S REPORT

The Honorable Mayor and
Members of the Township Committee
Township of Hopewell
County of Mercer
Hopewell, New Jersey

Report on the Financial Statements

I have audited the accompanying statements of assets, liabilities, reserves and fund balance - regulatory basis of the various funds of the Township of Hopewell, in the County of Mercer, State of New Jersey, as of December 31, 2020 and 2019, and the related statements of operations and changes in fund balance - regulatory basis for the years then ended, and the related statement of revenues - regulatory basis, statement of expenditures - regulatory basis, and statement of general fixed assets group of accounts for the year ended December 31, 2020 and the related notes to the financial statements, which collectively comprise the Township's basic financial statements as listed in the table of contents.

Management's Responsibility for the Financial Statements

Management is responsible for the preparation and fair presentation of these financial statements in accordance with the financial reporting provisions of the Division of Local Government Services, Department of Community Affairs, State of New Jersey. Management is also responsible for the design, implementation and maintenance of internal control relevant to the preparation and fair presentation of financial statements that are free from material misstatement, whether due to fraud or error.

Auditor's Responsibility

My responsibility is to express opinions on these financial statements based on my audit. I conducted my audit in accordance with auditing standards generally accepted in the United States of America; the standards applicable to financial audits contained in *Government Auditing Standards*, issued by the Comptroller General of the United States; and in compliance with audit requirements as prescribed by the Division of Local Government Services, Department of Community Affairs, State of New Jersey. Those standards require that I plan and perform the audit to obtain reasonable assurance about whether the financial statements are free of material misstatement.

An audit involves performing procedures to obtain audit evidence about the amounts and disclosures in the financial statements. The procedures selected depend on the auditor's judgment, including the assessment of the risks of material misstatement of the financial statements, whether due to fraud or error. In making those risk assessments, the auditor considers internal control relevant to the entity's preparation and fair presentation of the financial statements in order to design audit procedures that are appropriate in the circumstances, but not for the purpose of expressing an opinion on the effectiveness of the entity's internal control. Accordingly, I express no such opinion. An audit also includes evaluating the appropriateness of accounting policies used and the reasonableness of significant accounting estimates made by management, as well as evaluating the overall presentation of the financial statements.

I believe that the audit evidence I have obtained is sufficient and appropriate to provide a basis for my audit opinions.

Basis for Adverse Opinion on U.S. Generally Accepted Accounting Principles

As described in Note 1 of the financial statements, the financial statements are prepared by the Township on the basis of the financial reporting provisions of the Division of Local Government Services, Department of Community Affairs, State of New Jersey, which is a basis of accounting other than accounting principles generally accepted in the United States of America, to meet the requirements of the State of New Jersey.

The effects on the financial statements of the variances between the regulatory basis of accounting described in Note 1 and accounting principles generally accepted in the United States of America, although not reasonably determinable, are presumed to be material.

Adverse Opinion on U.S. Generally Accepted Accounting Principles

In my opinion, because of the significance of the matter discussed in the “Basis for Adverse Opinion on U.S. Generally Accepted Accounting Principles” paragraph, the financial statements referred to above do not present fairly, in accordance with accounting principles generally accepted in the United States of America, the financial position of the Township of Hopewell, in the County of Mercer, State of New Jersey, as of December 31, 2020 and 2019, or the results of its operations and changes in fund balance for the years then ended.

Opinion on Regulatory Basis of Accounting

In my opinion, the financial statements referred to previously present fairly, in all material respects, the assets, liabilities, reserves and fund balance - regulatory basis of the various funds of the Township of Hopewell, in the County of Mercer, State of New Jersey, as of December 31, 2020 and 2019, and the results of its operations and changes in fund balance – regulatory basis of such funds for the years then ended, and the revenues - regulatory basis, expenditures - regulatory basis of the various funds, and general fixed assets, for the year ended December 31, 2020 in conformity with accounting principles and practices prescribed by the Division of Local Government Services, Department of Community Affairs, State of New Jersey as described in Note 1.

Other Information

My audits were conducted for the purpose of forming opinions on the financial statements that collectively comprise the Township’s basic financial statements. The supplemental financial statements presented for the various funds are presented for purposes of additional analysis as required by the Division of Local Government Services, Department of Community Affairs, State of New Jersey, and are not a required part of the basic financial statements

The supplementary financial statements presented for the various funds are the responsibility of management and were derived from and relate directly to the underlying accounting and other records used to prepare the financial statements. Such information has been subjected to the auditing procedures applied in the audit of the basic financial statements and certain additional procedures, including comparing and reconciling such information directly to the underlying accounting and other records used to prepare the basic financial statements or to the basic financial statements themselves, and other additional procedures in accordance with auditing standards generally accepted in the United States of America. In my opinion, the information described in the previous paragraph is fairly stated, in all material respects, in relation to the basic financial statements taken as a whole.

Other Reporting Required by Government Auditing Standards

In accordance with *Government Auditing Standards*, I have also issued my report dated July 30, 2021 on my consideration of the Township of Hopewell's, in the County of Mercer, State of New Jersey, internal control over financial reporting and my tests of its compliance with certain provisions of laws, regulations, contracts and grant agreements and other matters. The purpose of that report is to describe the scope of my testing of internal control over financial reporting and compliance and the results of that testing, and not to provide an opinion on the internal control over financial reporting or on compliance. That report is an integral part of an audit performed in accordance with *Government Auditing Standards* in considering the Township of Hopewell's internal control over financial reporting.

Respectfully submitted,

INVERSO & STEWART, LLC

Certified Public Accountants

A handwritten signature in black ink, appearing to read 'R. Inverso'.

Robert P. Inverso

Certified Public Accountant

Registered Municipal Accountant

Marlton, New Jersey
July 30, 2021

INVERSO & STEWART, LLC

Certified Public Accountants

651 Route 73 North, Suite 402
Marlton, New Jersey 08053
(856) 983-2244
Fax (856) 983-6674
E-Mail: rinverso@inversocpa.com

-Member of-
American Institute of CPAs
New Jersey Society of CPAs

REPORT ON INTERNAL CONTROL OVER FINANCIAL REPORTING AND ON COMPLIANCE AND OTHER MATTERS BASED ON AN AUDIT OF FINANCIAL STATEMENTS PERFORMED IN ACCORDANCE WITH *GOVERNMENT AUDITING STANDARDS*

INDEPENDENT AUDITOR'S REPORT

The Honorable Mayor and
Members of the Township Committee
Township of Hopewell
County of Mercer
Hopewell, New Jersey

I have audited, in accordance with the auditing standards generally accepted in the United States of America: the standards applicable to financial audits contained in *Government Auditing Standards*, issued by the Comptroller General of the United States; and the audit requirements as prescribed by the Division of Local Government Services, Department of Community Affairs, State of New Jersey, the financial statements prepared on a regulatory basis of accounting prescribed by the Division of Local Government Services, Department of Community Affairs, State of New Jersey of the Township of Hopewell, in the County of Mercer, State of New Jersey, as of and for the year ended December 31, 2020, and the related notes to the financial statements, which collectively comprise the Township's basic financial statements, and have issued my report thereon dated July 30, 2021. That report indicated that the Township of Hopewell's financial statements were not prepared in accordance with accounting principles generally accepted in the United States of America, but were prepared on a regulatory basis of accounting prescribed by the Division of Local Government Services, Department of Community Affairs, State of New Jersey.

Internal Control Over Financial Reporting

In planning and performing my audit of the financial statements, I considered the Township of Hopewell's internal control over financial reporting (internal control) to determine the audit procedures that are appropriate in the circumstances for the purpose of expressing my opinions on the financial statements, but not for the purpose of expressing an opinion on the effectiveness of the Township's internal control. Accordingly, I do not express an opinion on the effectiveness of the Township of Hopewell's internal control.

A *deficiency in internal control* exists when the design or operation of a control does not allow management or employees, in the normal course of performing their assigned functions, to prevent, or detect and correct misstatements on a timely basis. A *material weakness* is a deficiency, or combination of deficiencies, in internal control, such that there is a reasonable possibility that a material misstatement of the entity's financial statements will not be prevented, or detected and corrected on a timely basis. A *significant deficiency* is a deficiency, or a combination of deficiencies, in internal control that is less severe than a material weakness, yet important enough to merit attention by those charged with governance.

My consideration of internal control was for the limited purpose described in the first paragraph of this section and was not designed to identify all deficiencies in internal control that might be material weaknesses or significant deficiencies. Given these limitations, during my audit I did not identify any deficiencies in internal control that I consider to be material weaknesses. However, material weaknesses may exist that have not been identified.

Compliance and Other Matters

As part of obtaining reasonable assurance about whether the Township of Hopewell's financial statements are free from material misstatement, I performed tests of its compliance with certain provisions of laws, regulations, contracts and grant agreements, noncompliance with which could have a direct and material effect on the determination of financial statement amounts. However, providing an opinion on compliance with those provisions was not an objective of my audit and, accordingly, I do not express such an opinion. The results of my tests disclosed no instances of noncompliance or other matters that are required to be reported under Government Auditing Standards or audit requirements as prescribed by the Division of Local Governments Services, Department of Community Affairs, State of New Jersey.

Purpose of this Report

The purpose of this report is solely to describe the scope of my testing of internal control and compliance and the results of that testing, and not to provide an opinion on the effectiveness of the Township's internal control or on compliance. This report is an integral part of an audit performed in accordance with *Government Auditing Standards* and audit requirements as prescribed by the Division of Local Government Services, Department of Community Affairs, State of New Jersey in considering the Township's internal control and compliance. Accordingly, this communication is not suitable for any other purpose.

Respectfully submitted,

INVERSO & STEWART, LLC
Certified Public Accountants

A handwritten signature in black ink, appearing to read 'R. P. Inverso', is positioned above the printed name.

Robert P. Inverso
Certified Public Accountant
Registered Municipal Accountant

Marlton, New Jersey
July 30, 2021

TOWNSHIP OF HOPEWELL
Current Fund
Statement of Assets, Liabilities, Reserves and Fund Balance - Regulatory Basis
For the Years Ended December 31, 2020 and 2019

	<u>REFERENCE</u>	<u>2020</u>	<u>2019</u>
<u>ASSETS</u>			
Regular Fund:			
Cash - Treasurer	A-4	\$ 11,060,602.53	\$ 11,797,311.49
Change Fund	A-5	<u>700.00</u>	<u>750.00</u>
Total		<u>11,061,302.53</u>	<u>11,798,061.49</u>
Receivables and Other Assets with Full Reserves:			
Delinquent Property Taxes Receivable	A-6	1,444,355.75	876,627.80
Tax Title Liens Receivable	A-7	310,332.07	283,071.81
Revenue Accounts Receivable	A-8	-	17,298.19
Due from Federal and State Grant Funds	A	106.57	
Due from Other Trust Fund	B	11,967.42	14,180.73
Due from Capital Fund	C	<u>72,000.00</u>	
Total		<u>1,838,761.81</u>	<u>1,191,178.53</u>
Deferred Charges:			
Emergency Authorizations (40A:4-47)		<u>175,000.00</u>	<u>-</u>
Total Regular Fund		<u>13,075,064.34</u>	<u>12,989,240.02</u>
Federal and State Grant Fund:			
Cash - Treasurer	A-4	360,697.65	179,623.12
Federal and State Grants Receivable	A-22	3,297,388.31	3,561,306.92
Due from Current Fund	A	<u>18,887.59</u>	
Total Federal and State Grant Fund		<u>3,658,085.96</u>	<u>3,759,817.63</u>
Total Assets		<u><u>\$ 16,733,150.30</u></u>	<u><u>\$ 16,749,057.65</u></u>

TOWNSHIP OF HOPEWELL
Current Fund

Statement of Assets, Liabilities, Reserves and Fund Balance - Regulatory Basis
For the Years Ended December 31, 2020 and 2019

	<u>REFERENCE</u>	<u>2020</u>	<u>2019</u>
<u>LIABILITIES, RESERVES AND FUND BALANCE</u>			
Regular Fund:			
Liabilities:			
Appropriation Reserves	A-3	\$ 582,293.98	\$ 273,669.07
Encumbrances Payable	A-3	392,326.39	363,798.99
Accounts Payable			9,324.86
Prepaid Taxes	A-10	993,249.38	974,660.11
Tax Overpayments	A-11	56,910.43	88,637.96
Reserve for Tax Appeals	A-12	100,000.00	100,000.00
Reserve for Revaluation	A-13	12,353.25	12,353.25
Reserve for Preparation of Master Plan	A-14	26,842.72	26,842.72
Reserve for Historic Building Repairs	A-15	10,935.00	10,935.00
Reserve for Senior Services		10,000.00	10,000.00
Due State of New Jersey:			
Senior Citizen and Veterans Deductions	A-16	1,718.49	2,126.02
Burial Permit Fees		30.00	25.00
Due State of New Jersey - Marriage License Fees	A-17	425.00	150.00
Due County for Added Taxes	A-18	30,912.74	30,831.41
Due to Trust - Municipal Open Space Tax Payable	A-21 & B	1,307.46	1,288.65
Reserve for Capital Health System		37,225.00	-
Due to Federal and State Grant Funds	A		18,887.59
Total Liabilities		2,256,529.84	1,923,530.63
Reserve for Receivables and Other Assets	A	1,838,761.81	1,191,178.53
Fund Balance	A-1	8,979,772.69	9,874,530.90
Total Regular Fund		13,075,064.34	12,989,240.06
Federal and State Grant Fund:			
Due to Current Fund	A	106.57	
Unappropriated Reserves	A-23	-	18,887.59
Appropriated Reserves	A-24	3,657,979.39	3,740,930.04
Total Federal and State Grant Fund		3,658,085.96	3,759,817.63
Total Liabilities, Reserves and Fund Balance		<u>\$ 16,733,150.30</u>	<u>\$ 16,749,057.69</u>

TOWNSHIP OF HOPEWELL
Current Fund

Statement of Operations and Changes in Fund Balance - Regulatory Basis
For the Years Ended December 31, 2020 and 2019

	2020	2019
Revenue and Other Income Realized:		
Fund Balance Utilized	\$ 1,183,500.00	\$ 1,360,000.00
Miscellaneous Revenue Anticipated	5,224,196.79	5,247,924.30
Receipts from Delinquent Taxes	966,077.80	821,556.79
Receipts from Current Taxes	115,832,713.49	114,461,077.74
Nonbudget Revenues	179,179.22	219,735.55
Other Credits to Income:		
Prior Year Interfund Liquidated		292,039.81
Cancellation of Tax Overpayments	341.21	-
Unexpended Balance of Appropriation Reserves	325,743.97	422,976.07
Total Revenue and Other Income Realized	123,711,752.48	122,825,310.26
Expenditures:		
Operations Within "CAPS":		
Salaries and Wages	7,185,510.35	6,987,698.40
Other Expenses	5,390,596.27	5,189,734.95
Deferred Charges and Statutory Expenditures Within "CAPS"	2,007,962.28	1,969,875.64
Operations Excluded from "CAPS":		
Salaries and Wages	490,941.56	511,247.91
Other Expenses	1,390,473.68	1,367,081.15
Capital Improvements Excluded from "CAPS"	254,721.00	241,135.46
Municipal Debt Service Excluded from "CAPS"	5,707,844.06	5,645,509.83
Deferred Charges Expenditures Excluded from "CAPS"	-	120,000.00
County Taxes	27,600,844.77	28,421,717.72
Due County for Added Taxes	30,912.78	30,831.41
Regional School District Tax	68,288,753.00	66,199,927.00
Fire District Tax	3,966,616.00	3,865,089.00
Municipal Open Space Tax	1,190,724.00	1,189,431.00
Municipal Open Space Tax - Added Taxes	1,307.46	1,288.65
Interfund Receivables Created	72,000.00	11,534.25
Prior Year Overpayments Created	17,553.48	
Prior Year Senior Citizen Deductoms Disallowed	1,250.00	2,200.00
Total Expenditures	123,598,010.69	121,754,302.37
Less: Expenditures to be Raised by Future Taxes	175,000.00	-
Total Expenditures	123,423,010.69	121,754,302.37
Statutory Excess to Fund Balance (Carried Forward)	288,741.79	1,071,007.89

TOWNSHIP OF HOPEWELL
Current Fund

Statement of Operations and Changes in Fund Balance - Regulatory Basis
For the Years Ended December 31, 2020 and 2019

	<u>2020</u>	<u>2019</u>
Statutory Excess to Fund Balance (Brought Forward)	\$ 288,741.79	\$ 1,071,007.89
Fund Balance January 1	<u>9,874,530.90</u>	<u>10,163,523.01</u>
Total	10,163,272.69	11,234,530.90
Decreased by Utilization as Anticipated Revenue	<u>1,183,500.00</u>	<u>1,360,000.00</u>
Fund Balance December 31	<u><u>\$ 8,979,772.69</u></u>	<u><u>\$ 9,874,530.90</u></u>

TOWNSHIP OF HOPEWELL
Current Fund
Statement of Revenues - Regulatory Basis
For the Year Ended December 31, 2020

	BUDGET	SPECIAL NJS 40A:4-87	REALIZED	EXCESS (DEFICIT)
Fund Balance Anticipated	\$ 1,183,500.00	\$ -	\$ 1,183,500.00	\$ -
Miscellaneous Revenues:				
Local Revenues:				
Licenses:				
Alcoholic Beverage	30,000.00		32,500.00	2,500.00
Fees and Permits	388,700.00		367,279.95	(21,420.05)
Fines and Costs:				
Municipal Court	240,800.00		135,271.02	(105,528.98)
Interest and Costs on Taxes	230,000.00		268,862.92	38,862.92
PILOT Program	98,000.00		91,314.44	(6,685.56)
Capital Health System Settlement	145,017.00		145,017.00	-
Capital Health System Settlement	237,250.00		237,250.00	-
Interest on Investments and Deposits	310,000.00		186,113.99	(123,886.01)
Franchise Fees	249,095.51		249,095.51	-
State Aid Without Offsetting Appropriations:				
Energy Receipts Tax	1,601,563.00		1,601,562.99	(0.01)
Garden State Trust Fund	50,279.00		32,594.00	(17,685.00)
Interlocal Agreements				
Interlocal Police Services - Hopewell Borough	440,363.79		440,364.00	0.21
Interlocal Alliance Services	3,840.00		2,340.00	(1,500.00)
Interlocal Police Dispatch Services - Hopewell Borough	74,727.77		74,727.77	-
Interlocal Senior Services	10,000.00		10,000.00	-
Special Items Offset with Appropriations:				
Municipal Alliance on Alcoholism and Drug Abuse	25,334.00		25,334.00	-
Body Armor Replacement Grant	3,018.04		3,018.04	-
Clean Communities Grant	-	51,749.70	51,749.70	-
Green Team Sustainable of NJ		2,000.00	2,000.00	-
Municipal Alliance on Alcoholism and Drug Abuse		3,839.00	3,839.00	-
DOT Grant	504,361.00		504,361.00	-
NJACCHO Covid 19	-	18,047.00	18,047.00	-
NJSADC	-	405,745.20	405,745.20	-
NACCHO COVID-19	5,763.15		5,763.15	-
Recycling Tonnage Grant	18,887.59		18,887.59	-
Reserve for Debt Service	296,277.42		296,277.42	-
SREC's	7,500.00		8,491.10	991.10
Cell Tower	10,650.00		6,390.00	(4,260.00)
Total	4,981,427.27	481,380.90	5,224,196.79	(238,611.38)
Receipts from Delinquent Taxes	876,000.00		966,077.80	90,077.80
Amount to be Raised by Taxes for Support of Municipal Budget -				
Local Tax for Municipal Purposes	16,070,001.57		15,891,049.17	(178,952.40)
Budget Totals	23,110,928.84	481,380.90	23,264,823.76	\$ (327,485.98)
Nonbudget Revenues	-	-	179,179.22	
Total	\$ 23,110,928.84	\$ 481,380.90	\$ 23,444,002.98	

TOWNSHIP OF HOPEWELL
Current Fund
Statement of Revenues - Regulatory Basis
For the Year Ended December 31, 2020

ANALYSIS OF REALIZED REVENUE

Allocation of Current Tax Collections:	
Revenue from Collections	\$ 115,832,713.49
Allocated to School, Fire District, Open Space, and County Taxes	<u>101,079,158.01</u>
Balance for Support of Municipal Budget Appropriations	14,753,555.48
Add Appropriation - Reserve for Uncollected Taxes	<u>1,137,493.69</u>
Amount for Support of Municipal Budget Appropriations	<u><u>\$ 15,891,049.17</u></u>
Receipts from Delinquent Taxes:	
Delinquent Tax Collections	\$ 942,426.61
Tax Title Lien Collections	<u>23,651.19</u>
Total	<u><u>\$ 966,077.80</u></u>
Miscellaneous Revenue Not Anticipated:	
Treasurer:	
Bid Specs	1,384.97
Other Refunds	23,460.03
Refund of Prior Years Expense	32,988.23
Mowing	2,135.00
Auction Proceeds	61,689.56
Senior Citizen and Veterans Administrative Fee	1,756.30
Motor Vehicle Fines	3,340.00
Tax Sale Premiums	17,000.00
Liquor License Nonrefundable Deposit	5,400.00
OFF-Duty Police Administration Fees	25,853.52
PSE&G Rental	1,025.00
Elections	1,300.00
Miscellaneous	1,808.40
Restitution	<u>38.21</u>
Total	<u><u>\$ 179,179.22</u></u>

The accompanying Notes to Financial Statements are an integral part of this statement.

TOWNSHIP OF HOPEWELL
Current Fund
Statement of Expenditures - Regulatory Basis
For the Year Ended December 31, 2020

	Appropriations			Expended			Unexpended Balance Canceled
	Budget	Emergency Appropriation	Budget After Modification	Paid or Charged	Encumbered	Reserved	
GENERAL APPROPRIATIONS:							
Operations Within "CAPS":							
General Government:							
Governing Body:							
Salaries and Wages	\$ 23,227.20	\$ -	\$ 23,227.20	\$ 23,227.20	\$ -	\$ -	\$ -
Other Expenses	16,700.00		16,700.00	1,764.00		14,936.00	
Administration:							
Salaries and Wages	260,227.76		220,417.76	210,637.96		9,779.80	
Other Expenses	349,349.00		297,349.00	166,994.33	39,650.27	65,704.40	25,000.00
Municipal Clerk:							
Salaries and Wages	158,653.82		158,653.82	156,803.80		1,850.02	
Other Expenses	29,540.00		29,540.00	12,914.97	15,850.91	774.12	
Financial Administration:							
Salaries and Wages	221,741.99		211,551.99	211,544.02		7.97	
Other Expenses	26,460.00		25,060.00	23,118.87	459.54	1,481.59	
Assessment of Taxes:							
Salaries and Wages	133,712.60		133,712.60	131,840.32		1,872.28	
Other Expenses	33,460.00		35,460.00	33,688.21	1,405.47	366.32	
Collection of Taxes:							
Salaries and Wages	95,671.79		95,671.79	95,671.72		0.07	
Other Expenses	8,655.00		8,655.00	4,721.85	986.68	2,946.47	
Legal Services and Costs:							
Salaries and Wages	50,876.37		50,876.37	49,209.94		1,666.43	
Other Expenses	260,700.00	105,000.00	475,700.00	434,726.40	27,135.60	13,838.00	
Engineering Services and Costs:							
Other Expenses	60,000.00		60,000.00	49,200.41	10,799.59		
Audit Services:							
Other Expenses	30,000.00		30,000.00	30,000.00			
Historic Preservation Committee (RS 400:23-6.22):							
Other Expenses	2,400.00		2,400.00	716.48	100.00	1,583.52	

TOWNSHIP OF HOPEWELL
Current Fund
Statement of Expenditures - Regulatory Basis
For the Year Ended December 31, 2020

	Appropriations			Expended			Unexpended Balance Canceled
	Budget	Emergency Appropriation	Budget After Modification	Paid or Charged	Encumbered	Reserved	
GENERAL APPROPRIATIONS:							
Operations Within "CAPS":							
Community Development							
Salaries and Wages	\$ 372,915.95	\$ -	\$ 372,915.95	\$ 307,391.88	\$ -	\$ 65,524.07	\$ -
Other Expenses	100,900.00		90,900.00	37,918.97	36,876.14	16,104.89	
Public Safety:							
Police							
Salaries and Wages	3,487,105.06	67,000.00	3,554,105.06	3,392,888.39		125,366.67	35,850.00
Other Expenses	294,950.00		294,950.00	226,722.79	36,254.00	3,273.21	28,700.00
Public Works:							
Public Buildings and Grounds:							
Salaries and Wages	77,940.18		78,510.18	53,082.94		3,977.24	21,450.00
Other Expenses	112,350.00		112,350.00	80,096.33	11,549.81	20,703.86	
Fleet Maintenance:							
Salaries and Wages	141,009.07		132,239.07	120,205.63		12,033.44	
Other Expenses	105,000.00		105,000.00	93,219.61	11,645.43	134.96	
Streets and Road:							
Salaries and Wages	1,417,346.76		1,425,546.76	1,400,534.19		25,012.57	
Other Expenses	355,400.00		375,400.00	178,354.17	102,901.10	7,144.73	87,000.00
Sanitation:							
Other Expenses	30,000.00		30,000.00	14,626.75	11,914.84	3,458.41	
Parks and Maintenance:							
Salaries and Wages	56,394.02		56,394.02	56,394.02			
Other Expenses	19,000.00		19,000.00	10,450.55	6,741.45	1,808.00	
Insurance:							
Liability Insurance	425,307.00		425,307.00	425,307.00			
Medical Insurance	2,355,486.18		2,335,486.18	2,299,648.86	940.82	34,896.50	
Health Benefit Waiver	50,000.00		50,000.00	45,856.30		4,143.70	
Disability Insurance			-				
Other Expenses	6,000.00		6,000.00	3,519.18		2,480.82	
Health and Human Services:							
Public Health Services:							
Salaries and Wages	269,807.21	-	269,807.21	232,728.40		37,078.81	-
Other Expenses	27,880.00		27,880.00	12,458.58	10,903.00	4,518.42	

TOWNSHIP OF HOPEWELL
Current Fund
Statement of Expenditures - Regulatory Basis
For the Year Ended December 31, 2020

		Appropriations			Expended		Unexpended
	Budget	Emergency Appropriation	Budget After Modification	Paid or Charged	Encumbered	Reserved	Balance Canceled
GENERAL APPROPRIATIONS:							
Operations Within "CAPS":							
Animal Control Services:							
Other Expenses	\$ 83,400.00	\$ -	\$ 83,400.00	\$ 83,400.00	\$ -	\$ -	\$ -
Senior Services:							
Salaries and Wages	48,094.01		48,094.01	48,094.01			
Other Expenses	6,500.00		6,500.00	5,218.58	629.95	651.47	
Environmental Commission:							
Other Expenses	6,350.00		6,350.00	4,095.00		2,255.00	
Contribution to Affordable Housing							
Other Expenses			-				
Recreation:							
Salaries and Wages	125,354.25		125,354.25	123,392.38		1,961.87	
Other Expenses	2,850.00		2,850.00	2,063.00	525.68	261.32	
Municipal Court:							
Salaries and Wages	268,332.31		268,332.31	264,725.65		3,606.66	
Other Expenses	10,853.00		10,853.00	5,571.44	1,149.60	4,131.96	
Public Defender:							
Other Expenses	16,000.00		17,400.00	17,400.00			
Contribution to Recreation Trust							
Other Expenses	49,261.89		49,261.89	49,261.89			
Contribution to Water Utility							
Other Expenses	3,944.20		3,944.20	3,944.20			
Utilities:							
Street Lights	140,000.00		140,000.00	132,452.56	7,019.83	527.61	
Utilities	165,000.00		165,000.00	130,844.13	26,820.90	7,334.97	
Telephone	55,000.00		55,000.00	40,697.30	3,346.30	10,956.40	
Motor Fuels			-				
Other Expenses	155,000.00		155,000.00	79,390.12	26,693.32	48,916.56	
Total Operations Including Contingent - Within "CAPS"	12,602,106.62	172,000.00	12,774,106.62	11,618,735.28	392,300.23	565,071.11	198,000.00
Detail:							
Salaries and Wages	7,208,410.35	67,000.00	7,242,810.35	6,895,772.45	-	289,737.90	57,300.00
Other Expenses	5,393,696.27	105,000.00	5,531,296.27	4,722,962.83	392,300.23	275,333.21	140,700.00

TOWNSHIP OF HOPEWELL
Current Fund
Statement of Expenditures - Regulatory Basis
For the Year Ended December 31, 2020

		Appropriations			Expended		Unexpended
	Budget	Emergency Appropriation	Budget After Modification	Paid or Charged	Encumbered	Reserved	Balance Canceled
Deferred Charges and Statutory Expenditures - Municipal - Within "CAPS":							
STATUTORY EXPENDITURES:							
Contribution to:							
Public Employees' Retirement System	\$ 553,674.28	\$ -	\$ 553,674.28	\$ 553,674.28	\$ -	\$ -	\$ -
Social Security System (O.A.S.I.)	540,000.00		540,000.00	525,573.74		14,426.26	
Consolidated Police and Firemen's Pension Fund	912,288.00		912,288.00	912,288.00			
Police and Firemen's Retirement System			-		-	-	
Defined Contribution Retirement Program	2,000.00		2,000.00			2,000.00	
Total Deferred Charges and Statutory Expenditures - Municipal Within "CAPS"	<u>2,007,962.28</u>	<u>-</u>	<u>2,007,962.28</u>	<u>1,991,536.02</u>	<u>-</u>	<u>16,426.26</u>	<u>-</u>
Total General Appropriations - For Municipal Purposes Within "CAPS"	<u>14,610,068.90</u>	<u>172,000.00</u>	<u>14,782,068.90</u>	<u>13,610,271.30</u>	<u>392,300.23</u>	<u>581,497.37</u>	<u>198,000.00</u>
GENERAL APPROPRIATIONS:							
Operations Excluded from "CAPS":							
Recycling Tonnage Tax	1,000.00		1,000.00	178.23	26.16	795.61	
Interlocal Municipal Alliance:							
Hopewell Borough	2,340.00		2,340.00	2,340.00			
Pennington Borough	1,500.00		1,500.00	1,500.00			
Recycling- MCIA	246,168.00		246,168.00	246,168.00			
Police /Dispatch Services:							
Police Services							
Salaries and Wages	406,213.79		406,213.79	406,213.79			
Other Expenses	34,150.00		34,150.00	34,150.00			
Dispatch Services							
Salaries and Wages	74,727.77		74,727.77	74,727.77			
Emergency Medical Services Dispatch Mercer County							
Other Expenses	15,320.00	-	15,320.00	15,320.00			

TOWNSHIP OF HOPEWELL
Current Fund
Statement of Expenditures - Regulatory Basis
For the Year Ended December 31, 2020

		Appropriations			Expended		Unexpended
	Budget	Emergency Appropriation	Budget After Modification	Paid or Charged	Encumbered	Reserved	Balance Canceled
GENERAL APPROPRIATIONS:							
Operations Excluded from "CAPS":							
Sr. Service Coordinator							
Salaries and Wages	\$ 10,000.00	\$ -	\$ 10,000.00	\$ 10,000.00	\$ -	\$ -	\$ -
Other Expenses	4,970.00		4,970.00	4,969.00		1.00	
Health Officer Services Montgomery Twp							
Other Expenses	9,000.00	3,000.00	12,000.00	12,000.00			
Total Other Operations Excluded from "CAPS":	805,389.56	3,000.00	808,389.56	807,566.79	26.16	796.61	-
GENERAL APPROPRIATIONS:							
Operations Excluded from "CAPS":							
Public and Private Programs Offset by Revenues:							
Municipal Alliance on Alcoholism and Drug Abuse							
Township Match	14,960.00		14,960.00	14,960.00			
State Share	25,334.00		25,334.00	25,334.00			
Recycling Tonnage	18,887.59		18,887.59	18,887.59			
DOT Grant	504,361.00		504,361.00	504,361.00			
Supplemental Fire Services Program	4,321.00		4,321.00	4,321.00			
Distracted Driver			-				
Body Armor	3,018.04		3,018.04	3,018.04			
NACCHO - COVID 19	5,763.15		5,763.15	5,763.15			
Historic Sites-Mt. Rose Distillery	15,000.00		15,000.00	15,000.00			
Municipal Alliance on Alcoholism and Drug Abuse(C159)			3,839.00	3,839.00			
2020 Green Team Sustainable of NJ (C159)			2,000.00	2,000.00			
2020 Clean Communities (C159)			51,749.70	51,749.70			
NJACCHO Covid 19 (C159)			18,047.00	18,047.00			
NJSADC (C159)			405,745.20	405,745.20			
Total Public and Private Programs Offset by Revenues	591,644.78	-	1,073,025.68	1,073,025.68	-		
Total Operations - Excluded From "CAPS"	1,397,034.34	3,000.00	1,881,415.24	1,880,592.47	26.16	796.61	-
Detail:							
Salaries and Wages	490,941.56	-	490,941.56	490,941.56	-	-	-
Other Expenses	906,092.78	3,000.00	1,390,473.68	1,389,650.91	26.16	796.61	-

TOWNSHIP OF HOPEWELL
Current Fund
Statement of Expenditures - Regulatory Basis
For the Year Ended December 31, 2020

		Appropriations			Expended		Unexpended
	Budget	Emergency Appropriation	Budget After Modification	Paid or Charged	Encumbered	Reserved	Balance Canceled
GENERAL APPROPRIATIONS:							
Capital Improvements - Excluded From "CAPS"							
Capital Improvement Fund	\$ 254,721.00	\$ -	\$ 254,721.00	\$ 254,721.00	\$ -	\$ -	\$ -
Vehicles		-	-				
Total Capital Improvements - Excluded From "CAPS"	254,721.00	-	254,721.00	254,721.00	-	-	-
GENERAL APPROPRIATIONS:							
Municipal Debt Service - Excluded From "CAPS"							
Payment of Bond Principal	3,760,380.00	-	3,760,380.00	3,760,380.00			
Payment of Bond Anticipation Notes	472,353.18		472,353.18	472,353.18			-
Interest on Bonds	1,201,291.18		1,201,291.18	1,201,291.18			-
Interest on Notes	277,586.55		277,586.55	273,819.70			3,766.85
Total Municipal Debt Service - Excluded From "CAPS"	5,711,610.91	-	5,711,610.91	5,707,844.06	-	-	3,766.85
Deferred Charges - Municipal - Excluded from "CAPS"							
Emergency Authorizations			-				
Deferred Charges and Statutory Expenditures							
Municipal - Excluded from "CAPS"							
Special Emergency Authorizations							
5 yrs (N.J.S. 40A:4-55)	-		-				
Total Deferred Charges - Excluded From "CAPS"	-	-	-	-	-	-	
Total Deferred Charges-Municipal - Excluded From "CAPS"	-	-	-	-	-	-	-
Total General Appropriations for Municipal Purposes Excluded From "CAPS"	7,363,366.25	3,000.00	7,847,747.15	7,843,157.53	26.16	796.61	3,766.85
Subtotal General Appropriations	21,973,435.15	175,000.00	22,629,816.05	21,453,428.83	392,326.39	582,293.98	201,766.85
Reserve for Uncollected Taxes	1,137,493.69		1,137,493.69	1,137,493.69			
TOTAL GENERAL APPROPRIATIONS	\$ 23,110,928.84	\$ 175,000.00	\$ 23,767,309.74	\$ 22,590,922.52	\$ 392,326.39	\$ 582,293.98	\$ 201,766.85

TOWNSHIP OF HOPEWELL
Current Fund
Statement of Expenditures - Regulatory Basis
For the Year Ended December 31, 2020

Analysis of Budget After Modification:

Original Budget	\$ 23,110,928.84
Emergency Appropriation 40A:4-47	175,000.00
Appropriation by 40A:4-87	<u>481,380.90</u>
 Total	 <u><u>\$ 23,767,309.74</u></u>

Analysis of Paid or Charged:

Reserve for Federal and State Grants - Appropriated	\$ 1,038,744.68
Encumbrances Payable	392,326.39
Reserve for Uncollected Taxes	1,137,493.69
Cash Disbursed	<u>20,414,684.15</u>
 Total	 <u><u>\$ 22,983,248.91</u></u>

The accompanying Notes to Financial Statements are an integral part of this statement.

TOWNSHIP OF HOPEWELL
Trust Fund

Statement of Assets, Liabilities, Reserves and Fund Balance - Regulatory Basis
For the Years Ended December 31, 2020 and 2019

	<u>REFERENCE</u>	<u>2020</u>	<u>2019</u>
<u>ASSETS</u>			
Animal Control Fund:			
Cash - Treasurer	B-1	\$ 47,553.14	\$ 26,581.10
Other Funds:			
Cash - Treasurer	B-1	6,304,975.00	6,758,222.47
Due from Current Fund - Open Space Tax	A	1,307.46	1,288.65
Total Other Funds		6,306,282.46	6,759,511.12
Total Assets		\$ 6,353,835.60	\$ 6,786,092.22
<u>LIABILITIES AND RESERVES</u>			
Animal Control Fund:			
Due to State of New Jersey		\$ 2,741.40	\$ 354.00
Reserve for Dog Fund Expenditures	B-2	44,811.74	26,227.10
Total Dog License Fund		47,553.14	26,581.10
Other Funds:			
Due to State NJ - UCC Fees	B-4	10,445.00	8,270.00
Due to Current Fund - TTL	A	11,967.42	14,180.73
Payroll Deductions Payable	B-5	-	0.01
Exchange		0.57	0.59
Reserve for:			
Unemployment Compensation	B-3	64,991.24	52,917.04
Trust Other	B-3	668,667.54	827,755.89
Plot Planning	B-3	24,591.16	26,389.16
Planning	B-3	435,425.11	410,167.83
Open Space Trust	B-3	3,009,002.11	3,487,286.32
Low Income Housing	B-3	223,324.69	209,625.23
Community Activities	B-3	208.60	208.60
Municipal Forfeiture	B-3	6,969.49	6,966.43
Off-Site Improvements	B-3	641,471.57	641,471.57
Performance Guarantees	B-3	171,896.80	206,895.80
Recreation Trust	B-3	473,704.16	438,988.76
Tax Collectors' Premium	B-3	553,400.00	419,000.00
Stream Corridor	B-3	750.00	600.00
FSA	B-3	9,467.00	8,787.16
Total Other Funds		6,306,282.46	6,759,511.12
Total Liabilities and Reserves		\$ 6,353,835.60	\$ 6,786,092.22

The accompanying Notes to Financial Statements are an integral part of this statement.

TOWNSHIP OF HOPEWELL
General Capital Fund
Statement of Assets, Liabilities, Reserves and Fund Balance - Regulatory Basis
For the Years Ended December 31, 2020 and 2019

	<u>REFERENCE</u>	<u>2020</u>	<u>2019</u>
<u>ASSETS</u>			
Cash - Treasurer	C-2	\$ 27,887,192.94	\$ 11,393,710.53
Deferred Charges to Future Taxation:			
Funded	C-4	59,256,579.95	45,893,175.70
Unfunded	C-5	<u>120,689.00</u>	<u>13,123,337.00</u>
Total		<u>\$ 87,264,461.89</u>	<u>\$ 70,410,223.23</u>
<u>LIABILITIES, RESERVES AND FUND BALANCE</u>			
Serial Bonds	C-6	\$ 59,188,000.00	\$ 45,780,000.00
Bond Anticipation Notes	C-7	17,370,689.00	13,003,337.00
Green Trust Loan Payable	C-8	68,579.95	113,175.70
Improvement Authorizations:			
Funded	C-9	5,899,903.57	624,080.87
Unfunded	C-9	50,888.05	6,803,298.82
Capital Improvement Fund	C-10	1,898.90	1,898.90
Due to Current Fund	A	72,000.00	
Reserve for:			
Payment of Serial Bonds and Notes		2,004,635.47	1,476,585.22
Reserve for Debt Service - Hunter		160,351.55	160,351.55
Reserve for Green Trust Loan		2,221.29	2,201.06
Fund Balance	C-1	<u>2,445,294.11</u>	<u>2,445,294.11</u>
Total		<u>\$ 87,264,461.89</u>	<u>\$ 70,410,223.23</u>

The accompanying Notes to Financial Statements are an integral part of this statement.

TOWNSHIP OF HOPEWELL
General Capital Fund
Statement of Fund Balance - Regulatory Basis
For the Year Ended December 31, 2020

Balance December 31, 2019 and 2020

\$ 2,445,294.11

The accompanying Notes to Financial Statements are an integral part of this statement.

TOWNSHIP OF HOPEWELL
Water Utility Operating Fund
Statement of Assets, Liabilities, Reserves and Fund Balance - Regulatory Basis
For the Year Ended December 31, 2020 and 2019

<u>ASSETS</u>	<u>REFERENCE</u>	<u>2020</u>	<u>2019</u>
Operating Fund:			
Cash	D-5	\$ 239,430.97	\$ 203,976.06
Receivables with Full Reserves:			
Consumer Accounts Receivable	D-7	3,326.78	1,737.52
		<u>3,326.78</u>	<u>1,737.52</u>
Total Operating Fund		<u>242,757.75</u>	<u>205,713.58</u>
Capital Fund:			
Cash	D-5	73,033.88	73,033.88
Fixed Capital	D-8	361,448.83	361,448.83
Total Capital Fund		<u>434,482.71</u>	<u>434,482.71</u>
Total Assets		<u>\$ 677,240.46</u>	<u>\$ 640,196.29</u>
<u>LIABILITIES, RESERVES AND FUND BALANCE</u>			
Operating Fund:			
Liabilities:			
Appropriation Reserves	D-4	\$ 5,686.15	\$ 6,713.19
Encumbrances Payable	D-4	27,390.56	4,782.53
Water Rent Overpayments	D-5	32.50	256.57
Prepaid Water Rents	D-5	136.90	58.70
Accrued Interest on Bonds and Notes	D-11	367.88	421.88
Total Liabilities		<u>33,613.99</u>	<u>12,232.87</u>
Reserve for Receivables	D	3,326.78	1,737.52
Fund Balance	D-1	205,816.98	191,743.19
Total Operating Fund		<u>242,757.75</u>	<u>205,713.58</u>
Capital Fund:			
Liabilities:			
Serial Bonds	D-12	29,150.00	34,550.00
Capital Improvement Fund	D-15	58,351.05	58,351.05
Reserve for Amortization	D-16	332,298.83	326,898.83
Fund Balance	D-2	14,682.83	14,682.83
Total Capital Fund		<u>434,482.71</u>	<u>434,482.71</u>
Total Liabilities, Reserves and Fund Balance		<u>\$ 677,240.46</u>	<u>\$ 640,196.29</u>

The accompanying notes to financial statements are an integral part of this statement.

TOWNSHIP OF HOPEWELL
Water Utility Operating Fund

Comparative Statement of Operations and Changes in Fund Balance - Regulatory Basis
For the Years Ended December 31, 2020 and 2019

	<u>2020</u>	<u>2019</u>
Revenue and Other Income Realized:		
Fund Balance Utilized	\$ 87,603.30	\$ -
Water Rents	72,896.26	75,389.86
Interest on Investments and Deposits	2,690.72	3,572.02
Contribution from Current Fund	3,944.20	3,543.51
Other Credits to Income:		
Miscellaneous Revenue Not Anticipated	286.21	348.96
Unexpended Balance of Appropriation Reserves	9,262.10	15,891.94
	<u> </u>	<u> </u>
Total Revenue and Other Income Realized	176,682.79	98,746.29
	<u> </u>	<u> </u>
Expenditures:		
Operating	66,972.20	47,345.00
Deferred Charges and Statutory Expenditures	1,000.00	1,000.00
Capital Improvement Fund	-	13,331.01
Debt Service	7,033.50	6,322.50
	<u> </u>	<u> </u>
Total Expenditures	75,005.70	67,998.51
	<u> </u>	<u> </u>
Less: Expenditures to be Raised by Future Taxation		
	<u> </u>	<u> </u>
Total Expenditures	75,005.70	67,998.51
	<u> </u>	<u> </u>
Excess in Revenue	101,677.09	30,747.78
Fund Balance January 1	191,743.19	160,995.41
	<u> </u>	<u> </u>
Total	293,420.28	191,743.19
Decreased by Utilization by Water Utility Operating Budget	87,603.30	-
	<u> </u>	<u> </u>
Balance December 31	<u>\$ 205,816.98</u>	<u>\$ 191,743.19</u>

The accompanying Notes to Financial Statements are an integral part of this statement.

TOWNSHIP OF HOPEWELL
Water Utility Capital Fund
Statement of Fund Balance
For the Year Ended December 31, 2020

Balance December 31, 2019 and 2020

\$ 14,682.83

The accompanying Notes to Financial Statements are an integral part of this statement.

TOWNSHIP OF HOPEWELL
Water Utility Operating Fund
Statement of Revenues - Regulatory Basis
For the Year Ended December 31, 2020

	<u>Anticipated</u>	<u>Realized</u>	<u>Excess (Deficit)</u>
Fund Balance Anticipated	\$ 87,603.30	\$ 87,603.30	\$ -
Water Rents	70,000.00	72,896.26	2,896.26
Interest on Investments and Deposits	3,000.00	2,690.72	(309.28)
Contribution from Current Fund	3,944.20	3,944.20	-
Miscellaneous Revenue Not Anticipated	<u>-</u>	<u>286.21</u>	<u>286.21</u>
 Total	 <u><u>\$ 164,547.50</u></u>	 <u><u>\$ 167,420.69</u></u>	 <u><u>\$ 2,873.19</u></u>

Analysis of Realized Revenues

Miscellaneous Revenue Not Anticipated:

Water Penalties	\$ 262.38
MRNA Refunds	<u>23.83</u>
	<u><u>\$ 286.21</u></u>

The accompanying Notes to Financial Statements are an integral part of this statement.

TOWNSHIP OF HOPEWELL
Water Utility Operating Fund
Statement of Expenditures - Regulatory Basis
For the Year Ended December 31, 2020

	<u>Appropriations</u>			<u>Expended</u>		<u>Unexpended Balance Cancelled</u>
	<u>Budget</u>	<u>Emergency Appropriation</u>	<u>Budget After Modification</u>	<u>Paid or Charged</u>	<u>Reserved</u>	
Operating:						
Salaries and Wages	\$ 11,500.00	\$ -	\$ 11,500.00	\$ 8,326.66	\$ 3,173.34	\$ -
Other Expenses	139,960.00		139,960.00	53,322.41	2,149.79	84,487.80
Deferred Charges and Statutory Expenditures:						
Statutory Expenditures:						
Social Security	1,000.00	-	1,000.00	636.98	363.02	
Capital Improvements:						
Down Payment on Improvements		-	-		-	-
Debt Service:						
Payment of Bond Principal	5,400.00	-	5,400.00	5,400.00	-	-
Payment of Note Principal	-	-	-	-	-	-
Interest on Bonds	1,687.50	-	1,687.50	1,633.50	-	54.00
Interest on Notes	5,000.00	-	5,000.00	-	-	5,000.00
Total	<u>\$ 164,547.50</u>	<u>\$ -</u>	<u>\$ 164,547.50</u>	<u>\$ 69,319.55</u>	<u>\$ 5,686.15</u>	<u>\$ 89,541.80</u>
 Analysis of Paid or Charged:						
Cash Disbursed				\$ 40,295.49		
Encumbrances Payable				27,390.56		
Interest on Bonds and Notes				1,633.50		
Total				<u>\$ 69,319.55</u>		

The accompanying Notes to Financial Statements are an integral part of this statement.

TOWNSHIP OF HOPEWELL
ELSA Sewer Utility Operating Fund
Statement of Assets, Liabilities, Reserves and Fund Balance - Regulatory Basis
For the Year Ended December 31, 2020 and 2019

<u>ASSETS</u>	<u>REFERENCE</u>	<u>2020</u>	<u>2019</u>
Operating Fund:			
Cash	E-5a	\$ 593,165.59	\$ 770,154.96
Receivables with Full Reserves:			
Consumer Accounts Receivable	E-7a	271,551.67	52,715.15
Deferred Charges:			
Deficit in Operations		87,430.54	-
Total Assets		<u>\$ 952,147.80</u>	<u>\$ 822,870.11</u>
<u>LIABILITIES, RESERVES AND FUND BALANCE</u>			
Liabilities:			
Appropriation Reserves	E-4a	\$ 56,875.64	\$ 50,092.98
Encumbrances Payable	E-4a	9,720.72	10,974.46
Sewer Rent Overpayments		12,825.78	2,140.86
Accrued Interest on Bonds and Notes	E-11a	4,167.37	4,510.10
Due to SBRSA Sewer Utility Fund	Eb	1,408.40	1,408.40
Other Liability		7,250.00	7,250.00
Total Liabilities		<u>92,247.91</u>	<u>76,376.80</u>
Reserve for Receivables	Ea	271,551.67	52,715.15
Fund Balance	E-1a	<u>588,348.22</u>	<u>693,778.16</u>
Total Liabilities, Reserves and Fund Balance		<u>\$ 952,147.80</u>	<u>\$ 822,870.11</u>

The accompanying notes to financial statements are an integral part of this statement.

TOWNSHIP OF HOPEWELL
SBRSA Sewer Utility Operating Fund
Statement of Assets, Liabilities, Reserves and Fund Balance - Regulatory Basis
For the Year Ended December 31, 2020 and 2019

<u>ASSETS</u>	<u>REFERENCE</u>	<u>2020</u>	<u>2019</u>
Operating Fund:			
Cash	E-5b	\$ 322,550.27	\$ 368,940.16
Receivables with Full Reserves:			
Consumer Accounts Receivable	E-7b	9,428.99	6,110.69
Due from ELSA Sewer Utility Operating Fund	Ea	<u>1,408.40</u>	<u>1,408.40</u>
Total Assets		<u><u>\$ 333,387.66</u></u>	<u><u>\$ 376,459.25</u></u>
<u>LIABILITIES, RESERVES AND FUND BALANCE</u>			
Liabilities:			
Appropriation Reserves	E-4b	\$ 24,015.80	\$ 12,315.17
Encumbrances Payable	E-4b	7,100.10	6,198.53
Prepaid Sewer Rent		5,109.05	408.35
Sewer Rent Overpayments		412.87	2,170.59
Accrued Interest on Bonds and Notes	E-11b	<u>5,629.00</u>	<u>6,990.56</u>
Total Liabilities		<u>42,266.82</u>	<u>28,083.20</u>
Reserve for Receivables	Eb	9,428.99	6,110.69
Fund Balance	E-1b	<u>281,691.85</u>	<u>342,265.36</u>
Total Liabilities, Reserves and Fund Balance		<u><u>\$ 333,387.66</u></u>	<u><u>\$ 376,459.25</u></u>

The accompanying notes to financial statements are an integral part of this statement.

TOWNSHIP OF HOPEWELL
Sewer Utility Capital Fund

Statement of Assets, Liabilities, Reserves and Fund Balance - Regulatory Basis
For the Year Ended December 31, 2020 and 2019

	<u>REFERENCE</u>	<u>2020</u>	<u>2019</u>
<u>ASSETS</u>			
Cash	E-5c	\$ 408,642.45	\$ 236,874.82
Fixed Capital	E-8	3,300,426.89	3,300,426.89
Fixed Capital Authorized and Uncompleted	E-9	<u>1,206,688.09</u>	<u>1,206,688.09</u>
Total Assets		<u>\$ 4,915,757.43</u>	<u>\$ 4,743,989.80</u>
<u>LIABILITIES, RESERVES AND FUND BALANCE</u>			
Serial Bonds	E-12	1,152,850.00	1,046,450.00
Bond Anticipation Notes	E-13	196,120.00	198,370.00
Improvement Authorizations:			
Funded	E-14	192,686.94	142,767.90
Unfunded	E-14	77,660.95	161,824.44
Capital Improvement Fund	E-15	400.00	400.00
Reserve for Debt Service		16,731.49	6,719.41
Reserve for Amortization	E-16	3,184,144.98	3,082,914.98
Deferred Reserve for Amortization	E-17	-	9,380.00
Fund Balance	E-2	<u>95,163.07</u>	<u>95,163.07</u>
Total Liabilities, Reserves and Fund Balance		<u>\$ 4,915,757.43</u>	<u>\$ 4,743,989.80</u>

The accompanying notes to financial statements are an integral part of this statement.

TOWNSHIP OF HOPEWELL
ELSA Sewer Utility Operating Fund
Statement of Operations and Changes in Fund Balance - Regulatory Basis
For the Years Ended December 31, 2020 and 2019

	<u>2020</u>	<u>2019</u>
Revenue and Other Income Realized:		
Fund Balance Utilized	\$ 79,259.49	\$ 132,308.90
Sewer Rents	758,734.25	926,146.85
Interest on Investments	7,284.92	10,754.55
Sewer Capital Surplus		
Miscellaneous Revenue Not Anticipated	2,960.05	3,392.17
Other Credits to Income:		
Unexpended Balance of Appropriation Reserves	<u>54,077.06</u>	<u>61,437.48</u>
Total Revenue and Other Income Realized	<u>902,315.77</u>	<u>1,134,039.95</u>
Expenditures:		
Operating	962,407.60	957,907.60
Deferred Charges and Statutory Expenditures	1,850.00	1,850.00
Debt Service	51,659.16	45,905.39
Refund of Overpayments		
Total Expenditures	<u>1,015,916.76</u>	<u>1,005,662.99</u>
Excess (Deficit) in Revenue	(113,600.99)	128,376.96
Adjustments to Income before Surplus:		
Expenditures Included Above Which Are by Statute Deferred		
Charges to Budget of Succeeding Year	<u>87,430.54</u>	<u>-</u>
Statutory Excess to Surplus	(26,170.45)	128,376.96
Fund Balance January 1	<u>693,778.16</u>	<u>697,710.10</u>
Total	667,607.71	826,087.06
Decreased by Utilization by Sewer Utility Operating Budget	<u>79,259.49</u>	<u>132,308.90</u>
Balance December 31	<u><u>\$ 588,348.22</u></u>	<u><u>\$ 693,778.16</u></u>

The accompanying Notes to Financial Statements are an integral part of this statement.

TOWNSHIP OF HOPEWELL
SBRSA Sewer Utility Operating Fund
Statement of Operations and Changes in Fund Balance - Regulatory Basis
For the Years Ended December 31, 2020 and 2019

	<u>2020</u>	<u>2019</u>
Revenue and Other Income Realized:		
Fund Balance Utilized	\$ 86,743.96	\$ 26,096.14
Sewer Rents	328,527.98	328,513.09
Interest on Investments	4,290.26	8,284.70
Miscellaneous Revenue Not Anticipated	1,067.45	1,275.89
Other Credits to Income:		
Unexpended Balance of Appropriation Reserves	<u>14,923.20</u>	<u>8,661.07</u>
Total Revenue and Other Income Realized	<u>435,552.85</u>	<u>372,830.89</u>
Expenditures:		
Operating	327,638.31	291,248.84
Deferred Charges and Statutory Expenditures	1,180.00	2,245.32
Debt Service	<u>80,564.09</u>	<u>71,429.77</u>
Total Expenditures	409,382.40	364,923.93
Excess (Deficit) in Revenue	26,170.45	7,906.96
Adjustments to Income before Surplus:		
Expenditures Included Above Which Are by Statute Deferred		
Charges to Budget of Succeeding Year	<u>-</u>	<u>-</u>
Statutory Excess to Surplus	26,170.45	7,906.96
Fund Balance January 1	<u>342,265.36</u>	<u>360,454.54</u>
Total	368,435.81	368,361.50
Decreased by Utilization by Sewer Utility Operating Budget	<u>86,743.96</u>	<u>26,096.14</u>
Balance December 31	<u><u>\$ 281,691.85</u></u>	<u><u>\$ 342,265.36</u></u>

The accompanying Notes to Financial Statements are an integral part of this statement.

TOWNSHIP OF HOPEWELL
Sewer Utility Capital Fund
Statement of Fund Balance
For the Year Ended December 31, 2020

Balance December 31, 2019 and 2020

\$ 95,163.07

The accompanying Notes to Financial Statements are an integral part of this statement.

TOWNSHIP OF HOPEWELL
ELSA SEWER UTILITY OPERATING FUND
Statement of Revenues - Regulatory Basis
For the Year Ended December 31, 2020

	<u>Anticipated</u>	<u>Realized</u>	<u>Excess (Deficit)</u>
Fund Balance	\$ 79,259.49	\$ 79,259.49	\$ -
Sewer Rents	928,000.00	758,734.25	(169,265.75)
Interest on Investments	9,000.00	7,284.92	(1,715.08)
Miscellaneous Revenue Not Anticipated	<u>-</u>	<u>2,960.05</u>	<u>2,960.05</u>
 Total	 <u>\$ 1,016,259.49</u>	 <u>\$ 848,238.71</u>	 <u>\$ (168,020.78)</u>

Analysis of Realized Revenues

Miscellaneous Revenue Not Anticipated:

Sewer Penalties	\$ 2,937.73
Miscellaneous	<u>22.32</u>
Total	<u>\$ 2,960.05</u>

The accompanying Notes to Financial Statements are an integral part of this statement.

TOWNSHIP OF HOPEWELL
SBRSA SEWER UTILITY OPERATING FUND
Statement of Revenues - Regulatory Basis
For the Year Ended December 31, 2020

	<u>Anticipated</u>	<u>Realized</u>	Excess (Deficit)
Fund Balance	\$ 86,743.96	\$ 86,743.96	\$ -
Sewer Rents	318,000.00	328,527.98	10,527.98
Interest on Investments	6,000.00	4,290.26	(1,709.74)
Miscellaneous Revenue Not Anticipated	<u>-</u>	<u>1,067.45</u>	<u>1,067.45</u>
 Total	 <u>\$ 410,743.96</u>	 <u>\$ 420,629.65</u>	 <u>\$ 9,885.69</u>

Analysis of Realized Revenues

Miscellaneous Revenue Not Anticipated:

Sewer penalties	\$ 1,056.29
Miscellaneous	<u>11.16</u>
Total	<u>\$ 1,067.45</u>

The accompanying Notes to Financial Statements are an integral part of this statement.

TOWNSHIP OF HOPEWELL
ELSA Sewer Utility Operating Fund
Statement of Expenditures - Regulatory Basis
For the Year Ended December 31, 2020

	<u>A p p r o p r i a t i o n s</u>		<u>E x p e n d e d</u>		
	<u>Budget</u>	<u>Budget After Modification</u>	<u>Paid or Charged</u>	<u>Reserved</u>	<u>Balance Canceled</u>
Operating:					
Salaries and Wages	\$ 24,000.00	\$ 24,000.00	\$ 17,244.77	\$ 6,755.23	\$ -
Other Expenses	938,407.60	938,407.60	888,818.04	49,589.56	-
Deferred Charges and Statutory Expenditures:					
Statutory Expenditures:					
Social Security	1,850.00	1,850.00	1,319.15	530.85	-
Debt Service:					
Payment of Bond Principal	34,272.00	34,272.00	34,272.00	-	-
Payment of Bond Anticipation Note Principal	1,732.50	1,732.50	1,732.50	-	-
Interest on Bonds	13,454.44	13,461.37	13,461.37	-	-
Interest on Notes	2,542.95	2,536.02	2,193.29	-	342.73
	<u>\$ 1,016,259.49</u>	<u>\$ 1,016,259.49</u>	<u>\$ 959,041.12</u>	<u>\$ 56,875.64</u>	<u>\$ 342.73</u>
Total					
	<u>\$ 1,016,259.49</u>	<u>\$ 1,016,259.49</u>	<u>\$ 959,041.12</u>	<u>\$ 56,875.64</u>	<u>\$ 342.73</u>
Original Budget		<u>\$ 1,016,259.49</u>			
 Analysis of Paid or Charged:					
Cash Disbursed			\$ 933,665.74		
Encumbrances Payable			9,720.72		
Interest on Bonds and Notes			15,654.66		
			<u>\$ 959,041.12</u>		
Total			<u>\$ 959,041.12</u>		

The accompanying Notes to Financial Statements are an integral part of this statement.

TOWNSHIP OF HOPEWELL
SBRSA Sewer Utility Operating Fund
Statement of Expenditures - Regulatory Basis
For the Year Ended December 31, 2020

	<u>Appropriations</u>		<u>Expended</u>			
	<u>Budget</u>	Budget After <u>Modification</u>	Paid or <u>Charged</u>	<u>Reserved</u>	<u>Overexpended</u>	<u>Balance Canceled</u>
Operating:						
Salaries and Wages	\$ 10,500.00	\$ 10,500.00	\$ 9,424.70	\$ 1,075.30	\$ -	\$ -
Other Expenses	317,138.31	317,138.31	294,656.81	22,481.50		
Deferred Charges and Statutory Expenditures:						
Statutory Expenditures:						
Social Security	1,180.00	1,180.00	721.00	459.00		-
Debt Service:						
Payment of Bond Principal	55,328.00	55,328.00	55,328.00	-		-
Payment of Bond Anticipation Note Principal	517.50	517.50	517.50	-		-
Interest on Bonds	20,263.10	20,263.10	20,150.92	-		112.18
Interest on Notes	5,817.05	5,817.05	4,567.67	-		1,249.38
Total	<u><u>\$ 410,743.96</u></u>	<u><u>\$ 410,743.96</u></u>	<u><u>\$ 385,366.60</u></u>	<u><u>\$ 24,015.80</u></u>	<u><u>\$ -</u></u>	<u><u>\$ 1,361.56</u></u>
Original Budget		<u><u>\$ 410,743.96</u></u>				
Analysis of Paid or Charged:						
Cash Disbursed			\$ 353,547.91			
Deferred Charge			-			
Encumbrances Payable			7,100.10			
Interest on Bonds and Notes			24,718.59			
Total			<u><u>\$ 385,366.60</u></u>			

The accompanying Notes to Financial Statements are an integral part of this statement.

TOWNSHIP OF HOPEWELL
Public Assistance Fund
Statement of Assets, Liabilities and Reserves
For the Years Ended December 31, 2020 and 2019

	<u>REFERENCE</u>	<u>2020</u>	<u>2019</u>
<u>ASSETS</u>			
Cash	F-1	<u>\$ 9,646.63</u>	<u>\$ 9,558.84</u>
Total		<u>\$ 9,646.63</u>	<u>\$ 9,558.84</u>
<u>LIABILITIES AND RESERVES</u>			
Reserve for Public Assistance		<u>\$ 9,646.63</u>	<u>\$ 9,558.84</u>

The accompanying Notes to Financial Statements are an integral part of this statement.

	Balance December 31, 2019	Additions	Deletions	Balance December 31, 2020
General Fixed Assets:				
Land	\$ 44,843,897.00	\$ 841,242.00	\$ -	\$ 45,685,139.00
Buildings and Building Improvements	12,283,287.00			12,283,287.00
Machinery and Equipment	9,221,396.00	1,154,372.00	511,575.00	9,864,193.00
Total General Fixed Assets	<u>\$ 66,348,580.00</u>	<u>\$ 1,995,614.00</u>	<u>\$ 511,575.00</u>	<u>\$ 67,832,619.00</u>
Total Investment in General Fixed Assets	<u>\$ 66,348,580.00</u>	<u>\$ 1,995,614.00</u>	<u>\$ 511,575.00</u>	<u>\$ 67,832,619.00</u>

50

Township of Hopewell
Notes to Financial Statements
December 31, 2020

NOTE 1. SUMMARY OF SIGNIFICANT ACCOUNTING POLICIES

Description of Financial Reporting Entity - The Township of Hopewell is located in the western portion of Mercer County, New Jersey, midway between Philadelphia and New York City. The present population according to the 2020 census is 17,671.

The Township of Hopewell was incorporated in 1798 and operates under the Township Committee form of government. The Committee is the legislative body of the Township and consists of five members elected by popular vote to a three-year term. Each year the elected body selects one of its members to serve as Mayor for a one-year term.

Component Units – GASB Statement No. 14, *The Financial Reporting Entity*, provides guidance that all entities associated with a primary government are potential component units and should be evaluated for inclusion in the financial reporting entity. A primary government is financially accountable not only for the organizations that make up its legal entity, but also for legally separate organizations that meet the criteria established by GASB Statement No.14, as amended by GASB Statement No. 39, *Determining Whether Certain Organizations are Component Units*. There are no organizations that are considered to be component units.

Basis of Accounting, Measurement Focus and Basis of Presentation - The financial statements of the Township of Hopewell contain all funds in accordance with the "Requirements of Audit" as promulgated by the State of New Jersey, Department of Community Affairs, Division of Local Government Services. The principles and practices established by the Requirements of Audit are designed primarily for determining compliance with legal provisions and budgetary restrictions and as a means of reporting on the stewardship of public officials with respect to public funds. Generally, the financial statements are presented using the flow of current financial resources measurement focus and modified accrual basis of accounting with minor exceptions as mandated by these "Requirements". In addition, the prescribed accounting principles previously referred to differ in certain respects from accounting principles generally accepted in the United States of America applicable to local government units. The more significant differences are explained in this Note.

In accordance with the "Requirements", the Township of Hopewell accounts for its financial transactions through the use of separate funds which are described as follows.

Current Fund - The Current Fund accounts for resources and expenditures for governmental operations of a general nature, including Federal and State grant funds.

Trust Funds - The various Trust Funds account for receipts, custodianship and disbursement of funds in accordance with the purpose for which each reserve was created.

General Capital Fund - The General Capital Fund accounts for receipt and disbursement of funds for the acquisition of general capital facilities, other than those acquired in the Current Fund.

Water/Sewer Utility Operating and Capital Fund - The Water/Sewer Utility Operating and Capital Funds account for operations of the utility and the acquisition of capital facilities of the municipally owned water/sewer utility.

Public Assistance Fund - The Public Assistance Funds account for receipt and disbursement of funds that provide assistance to certain residents of the Township pursuant to Title 44 of New Jersey Statutes.

Budgets and Budgetary Accounting - The Township of Hopewell must adopt an annual budget for its current fund and utility operating funds in accordance with the N.J.S.A. 40A:4 et seq. N.J.S.A. 40A:4-5 requires the governing body to introduce and approve the annual municipal budget no later than February 10 of each year. At introduction, the governing body shall fix the time and place for a public hearing on the budget and must advertise the time and place at least ten days prior to the hearing in a newspaper published and circulating in the municipality. The public hearing must not be held less than twenty-eight days after the date the budget was introduced. After the hearing has been held, the governing body may, by majority vote, adopt the budget or may amend the budget in accordance with N.J.S.A. 40A:4-9. Amendments to the adopted budgets, if any, are detailed in the statements of revenues and expenditures.

Township of Hopewell
Notes to Financial Statements
December 31, 2020

NOTE 1. SUMMARY OF SIGNIFICANT ACCOUNTING POLICIES (Continued)

Budgets and Budgetary Accounting (Cont'd) - An extension of the statutory dates for introduction, approval and adoption of the municipal budget may be granted by the Director of the Division of Local Government Services, with the permission of the Local Finance Board.

Budgets are adopted on the same basis of accounting utilized for the preparation of the Township's financial statements.

Cash, Cash Equivalents and Investments - Cash and cash equivalents include petty cash, change funds and cash in banks. All certificates of deposit are recorded as cash regardless of the date of maturity. Investments are stated at cost. Consequently, unrealized gain or loss on investments has not been recorded in accordance with Governmental Accounting Standards Board Statement No. 31.

New Jersey municipal units are limited as to the types of investments and types of financial institutions they may invest in. N.J.S.A. 40A:5-15.1 provides a list of permissible investments that may be purchased by New Jersey municipal units.

N.J.S.A. 17:9-41 et seq. establishes the requirement for the security of deposits of governmental units. The statute requires that governmental units shall deposit public funds in public depositories protected from loss under the provisions of the Governmental Unit Deposit Protection Act. The Act was enacted in 1970 to protect governmental units from a loss of funds on deposit with a failed banking institution in New Jersey. Public depositories include State or federally chartered banks, savings banks or associations located in the State of New Jersey or state or federally chartered banks, savings banks or associations located in another state with a branch office in the State of New Jersey, the deposits of which are federally insured. All public depositories must pledge collateral, having a market value at least equal to five percent of the average daily balance of collected public funds, to secure the deposits of governmental units. If a public depository fails, the collateral it has pledged, plus the collateral of all other public depositories, is available to pay the amount of their deposits to the governmental units. The cash management plan adopted by the Township of Hopewell requires it to deposit funds in public depositories protected from loss under the provisions of the Act.

Interfunds - Interfund receivables and payables that arise from transactions between funds are recorded by all funds affected by such transactions in the period in which the transaction is executed. Interfund receivables in the Current Fund are recorded with offsetting reserves which are created by charges to operations. Income is recognized in the year the receivables are liquidated. Interfund receivables in the other funds are not offset by reserves.

Inventories of Supplies - The costs of inventories of supplies for all funds are recorded as expenditures at the time individual items are purchased. The costs of inventories are not included on the various statements of assets, liabilities, reserves and fund balance.

General Fixed Assets - Accounting for Governmental Fixed Assets, as required by N.J.A.C. 5:30-5.6, differs in certain respects from accounting principles generally accepted in the United States of America. In accordance with the regulations, all local units, including municipalities, must maintain a general fixed assets reporting system that establishes and maintains a physical inventory of nonexpendable, tangible property as defined and limited by the U.S. Office of Management and Budget Circular A-87 (Attachment B, Section 19), except that the useful life of such property is at least five years. The Township has not adopted a capitalization threshold as required by the Circular.

Generally, assets are valued at historical cost; however, assets acquired prior to December 31, 1985 are valued at actual historical cost or estimated historical cost. Donated general fixed assets are recorded at their estimated fair market value on the acquisition date. Interest costs relative to the acquisition of general fixed assets are recorded as expenditures when paid. Public domain ("infrastructure") general fixed assets consisting of certain improvements other than buildings, such as roads, bridges, curbs and gutters, streets and sidewalks and drainage systems are not capitalized. Expenditures for construction in progress are recorded in the Capital Funds until such time as the construction is completed and put into operation. The Township is required to maintain a subsidiary ledger detailing fixed assets records to control additions, retirements and transfers of fixed assets. In addition, a Statement of General Fixed Assets, reflecting the activity for the year, must be included in the Township's basic financial statements.

Township of Hopewell
Notes to Financial Statements
December 31, 2020

NOTE 1. SUMMARY OF SIGNIFICANT ACCOUNTING POLICIES (Continued)

General Fixed Assets (Cont'd) – The regulations require that general fixed assets, whether constructed or acquired through purchase, grant or gift be included in the aforementioned inventory. In addition, property management standards must be maintained that includes accurate records indicating asset description, source, ownership, acquisition cost and date, the percentage of Federal participation (if any), and the location, use, and condition of the asset. Periodically, physical inventories must be taken and reconciled with these records. Lastly, all fixed assets must be adequately controlled to safeguard against loss, damage or theft.

No depreciation of general fixed assets is recorded.

Utility Fixed Assets - Property and equipment purchased by the Water/Sewer Utility Fund are recorded in the capital account at cost and are adjusted for dispositions and abandonments. Contributions in aid of construction are capitalized, whereas those made in the form of tangible assets, such as land are not. The balance in the Reserve for Amortization and Deferred Reserve for Amortization accounts in the utility capital fund represents the costs of acquisition of property, equipment and improvements. Depreciation is not recorded on these fixed assets.

Foreclosed Property - Foreclosed property is recorded in the Current Fund at the assessed valuation when such property was acquired and is fully reserved. Ordinarily it is the intention of the municipality to resell foreclosed property in order to recover all or a portion of the delinquent taxes or assessments accrued and to return the property to a taxpaying basis. For this reason, the value of foreclosed property has not been included in the General Fixed Assets Account Group. If such property is converted to a municipal use, it will be capitalized in the General Fixed Assets Account Group.

Deferred Charges - The recognition of certain expenditures is deferred to future periods. These expenditures, or deferred charges, are generally overexpenditures of legally adopted budget appropriations or emergency appropriations made in accordance with N.J.S.A. 40A:4-46 et al. Deferred charges are subsequently raised as items of appropriation in budgets of succeeding years.

Liens Sold for Other Governmental Units - Liens sold on behalf of other governmental units are not recorded on the records of the tax collector until such liens are collected. Upon their collection, such liens are recorded as a liability due to the governmental unit net of the costs of the initial sale. The related costs of sale are recognized as revenue when received.

Fund Balance - Fund Balance included in the current fund and sewer utility operating fund represents an amount available for anticipation as revenue in future year's budgets, with certain restrictions.

Revenues - Revenues are recorded when received in cash except for certain amounts which are due from other governmental units. Revenue from Federal and State grants are realized when anticipated as such in the Township's budget. Receivables for property taxes, water rents, and sewer rents are recorded with offsetting reserves on the statement of assets, liabilities, reserves and fund balance of the Township's Current Fund, Water Utility Operating Fund, and Sewer Utility Operating Fund, respectively; accordingly, such amounts are not recorded as revenue until collected. Other amounts that are due the Township which are susceptible to accrual are also recorded as receivables with offsetting reserves and recorded as revenue when received.

Property Tax Revenues - Property tax revenues are collected in quarterly installments due February 1, May 1, August 1, and November 1. The amount of tax levied includes not only the amount required in support of the Township's annual budget, but also the amounts required in support of the budgets of the Hopewell Valley Regional School District, County of Mercer and the Hopewell Township Fire District. Unpaid property taxes are subject to tax sale in accordance with the statutes.

School Taxes - The Township is responsible for levying, collecting and remitting school taxes for the Hopewell Valley Regional School District. Operations are charged for the full amount required to be raised from taxation to operate the local school district for the period from January 1, 2020 to December 31, 2020.

Township of Hopewell
Notes to Financial Statements
December 31, 2020

NOTE 1. SUMMARY OF SIGNIFICANT ACCOUNTING POLICIES (Continued)

County Taxes - The Township is responsible for levying, collecting and remitting county taxes for the County of Mercer. Operations is charged for the amount due the County for the year, based upon the ratables required to be certified to the County Board of Taxation by January 10 of the current year. In addition, operations is charged for the County share of Added and Omitted Taxes certified to the County Board of Taxation by October 10 of the current year and due to be paid to the County by February 15 of the following year.

Fire District Taxes - The Township is responsible for levying, collecting and remitting fire district taxes for the Hopewell Township Fire District No. 1. Operations are charged for the full amount required to be raised from taxation to operate the fire district for the period from January 1, 2020 to December 31, 2020.

Reserve for Uncollected Taxes - The inclusion of the "Reserve for Uncollected Taxes" appropriation in the Township's annual budget protects the Township from taxes not paid currently. The Reserve, the minimum amount of which is determined on the percentage of collections experienced in the immediate preceding year, with certain exceptions, is required to provide assurance that cash collected in the current year will provide sufficient cash flow to meet expected obligations.

Expenditures - Expenditures are recorded on the "budgetary" basis of accounting. Generally, expenditures are recorded when paid. However, for charges to amounts appropriated for "other expenses", an amount is encumbered through the issuance of a numerically controlled purchase order or when a contract is executed as required by N.J.A.C. 5:30-5.2. When encumbered charges are paid, the amount encumbered is simultaneously liquidated in its original amount. Outstanding encumbrances are offset by an account entitled "Reserve for Encumbrances". The reserve is classified as a cash liability under New Jersey municipal accounting. At December 31, this reserve represents the portion of appropriation reserves that has been encumbered and is subject to the same statutory provisions as appropriation reserves.

Appropriations for principal and interest on outstanding general capital bonds and notes and for principal on outstanding sewer utility capital bonds are provided on the cash basis. Appropriations for interest on outstanding water/sewer utility capital bonds and notes are provided on the accrual basis.

Appropriation Reserves - Appropriation reserves covering unexpended appropriation balances are automatically created at year end and recorded as liabilities, except for amounts which may be canceled by the governing body. Appropriation reserves are available, until lapsed at the close of the succeeding year, to meet specific claims, commitments or contracts incurred during the preceding fiscal year. Lapsed appropriation reserves are recorded as income.

Compensated Absences and Postemployment Benefits - Compensated absences for vacation, sick leave and other compensated absences are recorded and provided for in the annual budget in the year in which they are paid, on a pay-as-you-go basis. Likewise, no accrual is made for postemployment benefits, if any, which are also funded on a pay-as-you-go basis.

Long Term Debt - Long Term Debt, relative to the acquisition of capital assets, is recorded as a liability in either the General Capital Fund or the Water/Sewer Utility Capital Fund. Where an improvement is a "local improvement", i.e. assessable upon completion, long-term debt associated with that portion of the cost of the improvement to be funded by assessments is transferred to the Trust Fund upon confirmation of the assessments or when the improvement is fully and permanently funded.

Interest on Delinquent Taxes - It is the policy of the Township to collect interest for the nonpayment of taxes, sewer or assessments on or before the date when they would become delinquent. The Tax Collector is authorized to charge eight percent (8%) per annum on the first \$1,500 of taxes becoming delinquent after due date and eighteen percent (18%) per annum on any amount of taxes in excess of \$1,500 becoming delinquent after the due date and if a delinquency is in excess of \$10,000 and remains in arrears beyond December 31st, an additional penalty of six percent (6%) shall be charged against the delinquency. There is a ten (10) day grace period.

Township of Hopewell
Notes to Financial Statements
December 31, 2020

NOTE 1. SUMMARY OF SIGNIFICANT ACCOUNTING POLICIES (Continued)

Comparative Data – Comparative total data for the prior year has been presented in the accompanying Balance Sheets and Statement of Operations in order to provide an understanding of changes in the Township’s financial position. However, comparative (i.e., presentation of prior year totals by fund type) data have not been presented in the statement of revenues – regulatory basis and the statement of expenditures – regulatory basis since their inclusion would make the statements unduly complex and difficult to read.

NOTE 2. CASH AND CASH EQUIVALENTS

Custodial Credit Risk Related to Deposits – Custodial credit risk refers to the risk that, in the event of a bank failure, the Municipality’s deposits may not be recovered. Although the Municipality does not have a formal policy regarding custodial credit risk, N.J.S.A. 17:9-41 et seq. requires that governmental units shall deposit public funds in public depositories protected from loss under the provisions of the Governmental Unit Deposit Protection Unit. Under the Act, the first \$250,000 of governmental deposits in each insured depository is protected by the Federal Deposit Insurance Corporation (FDIC). Public funds owned by the municipality in excess of FDIC insured amounts are protected by GUDPA. However, GUDPA does not protect intermingled trust funds such as salary withholdings or funds that may pass to the Municipality relative to the happening of a future condition. Such funds are shown as uninsured and uncollateralized. Of the Municipality’s amount on deposit of \$42,061,386 as of December 31, 2020, \$512,684 was insured under FDIC and the remaining balance of \$41,548,703 was collateralized under GUDPA.

NOTE 3. INVESTMENTS

New Jersey municipalities are limited as to the types of investments and types of financial institutions they may invest in. N.J.S.A. 40A:5-15.1 provides a list of permissible investments that may be purchased by New Jersey municipalities. These permissible investments generally include bonds or other obligations of the United States of America or obligations guaranteed by the United States of America, government money market funds, any obligation that a federal agency or a federal instrumentality has issued in accordance with an act of Congress, bonds or other obligations of the local unit or other obligations approved by the Division of Investment in the Department of Treasury for investment by local units, local government investment pools, deposits with the State of New Jersey Cash Management Fund, and agreements for the repurchase of fully collateralized securities with certain provisions. The Township has no investment policy that would further limit its investment choices.

Custodial Credit Risk Related to Investments – For an investment, custodial credit risk is the risk that, in the event of failure of the counterparty, the Township will not be able to recover the value of its investments or collateral securities that are in the possession of an outside party. Investment securities are exposed to custodial credit risk if the securities are uninsured, are not registered in the name of the Township, and are held by either the counterparty or the counterparty’s trust department or agent but not in the Township’s name.

As of December 31, 2020, the Township had the following investments:

<u>Investment</u>	<u>Maturities</u>	<u>Credit Rating</u>	<u>Fair Value</u>
Money Market Fund	Less than 1 Year	AAAm	\$ 6,072,916
Cash Management	Less than 1 Year		\$ 3,812

Township of Hopewell
Notes to Financial Statements
December 31, 2020

NOTE 4. PROPERTY TAXES

The following is a five-year comparison of certain statistical information relative to property taxes and property tax collections for the current and previous four years.

<u>Comparative Schedule of Tax Rates</u>	<u>2020</u>	<u>2019</u>	<u>2018</u>	<u>2017</u>	<u>2016</u>
Total Tax Rate	\$ 2.985	\$ 2.912	\$ 2.858	\$ 2.780	\$ 2.713
Apportionment of Tax Rate:					
Municipal	.410	.397	.380	.370	.364
County	.703	.717	.735	.710	.686
Regional School	1.740	1.670	1.621	1.583	1.548
Fire District	.102	.098	.092	.087	.085
Municipal Open Space	.030	.030	.030	.030	.030

<u>Assessed Valuation</u>	<u>Amount</u>
2020	\$ 3,924,848,132
2019	3,964,774,232
2018	3,966,384,383
2017	3,969,467,988
2016	3,958,731,853

<u>Comparison of Tax Levies and Collections</u>			
<u>Year Ended</u>	<u>Tax Levy</u>	<u>Collections</u>	<u>Percentage Of Collections</u>
2020	\$ 117,155,619	\$ 115,832,713	98.58 %
2019	115,579,193	114,461,078	99.03
2018	113,717,096	112,786,408	99.18
2017	110,521,953	109,787,477	99.34
2016	107,662,964	106,849,223	99.24

Delinquent Taxes and Tax Title Liens

<u>Year Ended</u>	<u>Tax Title Liens</u>	<u>Delinquent Taxes</u>	<u>Total Delinquent</u>	<u>Percentage of Tax Levy</u>
2020	\$ 310,332	\$ 1,444,356	\$ 1,754,688	1.50 %
2019	283,072	876,628	1,159,700	1.00
2018	231,297	823,601	1,054,898	.93
2017	193,879	684,058	877,937	.79
2016	172,181	647,036	819,217	.76

**Township of Hopewell
Notes to Financial Statements
December 31, 2020**

NOTE 4. PROPERTY TAXES (Continued)

The following comparison is made of the number of tax title liens receivable on December 31, of the current year and previous four years.

<u>Year Ended</u>	<u>Number</u>
2020	16
2019	17
2018	13
2017	10
2016	10

NOTE 5. PROPERTY ACQUIRED BY TAX TITLE LIEN LIQUIDATION

The value of property acquired by liquidation of tax title liens on December 31, on the basis of the last valuation of such properties, for the current and previous four years was as follows:

<u>Year Ended</u>	<u>Amount</u>
2020	None
2019	None
2018	None
2017	None
2016	None

NOTE 6. WATER/SEWER UTILITY LEVY

The following is a five-year comparison of water and sewer utility charges (rent) and collections for the current and previous four years.

Water Utility Levy:

<u>Year</u>	<u>Balance Jan. 1,</u>	<u>Water Levy</u>	<u>Total</u>	<u>Cash Collections</u>	<u>Percentage</u>
2020	\$ 1,738	\$ 74,485	\$ 76,223	\$ 72,896	95.64 %
2019	2,385	74,742	77,127	75,390	97.75
2018	1,371	68,550	69,921	67,536	96.59
2017	981	71,398	72,379	71,008	98.10
2016	2,421	74,295	76,716	75,735	98.72

ELSA Sewer Utility Levy:

<u>Year</u>	<u>Balance Jan. 1,</u>	<u>Sewer Levy</u>	<u>Total</u>	<u>Cash Collections</u>	<u>Percentage</u>
2020	\$ 52,715	\$ 977,571	\$ 1,030,286	\$ 758,734	73.64 %
2019	44,171	934,691	978,862	926,147	94.61
2018	69,908	841,105	911,013	866,842	95.15
2017	63,304	1,137,916	1,201,220	1,131,312	94.18
2016	59,021	975,306	1,034,327	971,023	93.88

Township of Hopewell
Notes to Financial Statements
December 31, 2020

NOTE 6. WATER/SEWER UTILITY LEVY (Continued)

SBRSA Sewer Utility Levy:

<u>Year</u>	<u>Balance Jan. 1,</u>	<u>Sewer Levy</u>	<u>Total</u>	<u>Cash Collections</u>	<u>Percentage</u>
2020	\$ 6,111	\$ 337,368	\$ 343,479	\$ 334,050	97.25 %
2019	8,829	325,795	324,624	328,513	98.17
2018	8,487	335,433	343,920	335,091	97.43
2017	6,183	326,875	333,058	334,571	97.45
2016	10,984	329,973	340,958	334,775	98.18

NOTE 7. FUND BALANCES APPROPRIATED

The following schedule details the amount of fund balances available at the end of the current year and four previous years and the amounts utilized in the subsequent year's budgets.

<u>Current Fund</u>	<u>Balance December 31</u>	<u>Utilized In Budget of Succeeding Year</u>	<u>Percentage of Fund Balance Used</u>
2020	\$ 8,979,773	\$ 1,730,000	19.27 %
2019	9,874,531	1,183,500	11.98
2018	10,163,523	1,360,000	13.38
2017	10,786,090	1,900,000	17.62
2016	11,907,102	4,084,148	34.30

<u>Water Utility Operating Fund</u>	<u>Balance December 31</u>	<u>Utilized In Budget of Succeeding Year</u>	<u>Percentage of Fund Balance Used</u>
2020	\$ 205,817	\$ 91,400	44.41 %
2019	191,743	87,603	45.69
2018	160,995	-0-	-0-
2017	157,449	7,085	4.50
2016	140,946	-0-	-0-

<u>ELSA Sewer Utility Operating Fund</u>	<u>Balance December 31</u>	<u>Utilized In Budget of Succeeding Year</u>	<u>Percentage of Fund Balance Used</u>
2020	\$ 588,348	\$ 356,416	60.58 %
2019	693,778	79,259	11.42
2018	697,710	132,309	18.96
2017	706,018	130,828	18.53
2016	570,437	120,004	21.04

Township of Hopewell
Notes to Financial Statements
December 31, 2020

NOTE 7. FUND BALANCES APPROPRIATED (Continued)

SBRSA Sewer Utility Operating Fund	Balance December 31	Utilized In Budget of Succeeding Year	Percentage of Fund Balance Used
2020	\$ 281,692	\$ 92,992	33.01 %
2019	342,265	86,744	25.34
2018	360,455	26,096	7.24
2017	309,571	36,594	11.82
2016	279,657	36,594	13.08

NOTE 8. PENSION PLANS

Substantially all of the Township's employees participate in one of the following pension plans which have been established by State statute and are administered by the New Jersey Division of Pensions and Benefits (Division): the Police and Firemen's Retirement System (PFRS), the Public Employees' Retirement System (PERS) or the Defined Contribution Retirement Program (DCRP). Each plan has a Board of Trustees that is primarily responsible for its administration. The Division issues a publicly available financial report that includes financial statements and required supplementary information. That report may be obtained by writing to or at the following website: the State of New Jersey, Division of Pensions and Benefits. P.O. Box 295, Trenton, New Jersey, 08625-0295, <https://www.state.nj.us/treasury/pensions/financial-reports.shtml>

Plan Description - The Police and Firemen's Retirement System is a cost sharing multiple-employer defined benefit pension plan which was established as of July 1, 1944. The PFRS provides retirement, death and disability, and medical benefits to certain qualified members. Membership in the PFRS is mandatory for substantially all full-time police and firemen of the Township.

Vesting and Benefit Provisions - The vesting and benefit provisions are set by N.J.S.A. 43:16A. PFRS provides retirement, death and disability benefits. All benefits vest after ten years of service, except disability benefits, which vest after four years of service.

The following represents the membership tiers for PFRS:

Tier	Definition
1	Members who were enrolled prior to May 22, 2010
2	Members who were eligible to enroll on or after May 22, 2010 and prior to June 28, 2011
3	Members who were eligible to enroll on or after June 28, 2011

Service retirement benefits are available at age 55 and are generally determined to be 2% of final compensation for each year of creditable service up to 30 years plus 1% for each year of service in excess of 30 years. Members may seek special retirement after achieving 25 years of creditable service, in which benefits would equal 65% (tiers 1 and 2 members) and 60% (tier 3 members) of final compensation plus 1% for each year of creditable service over 25 years, but not to exceed 30 years. Members may elect deferred retirement benefits after achieving ten years of service, in which case benefits would begin at age 55 equal to 2% of final compensation for each year of service.

Contributions - The contribution requirements of plan members are determined by N.J.S.A. 43:16A and requires contributions by active members and contributing employers. Pursuant to the provisions of Chapter 78, P.L. 2011, the active member contribution rate is 10.0%. Employers' contributions are based on an actuarially determined amount, which includes the normal cost and unfunded accrued liability.

Township of Hopewell
Notes to Financial Statements
December 31, 2020

NOTE 8. PENSION PLANS (CONTINUED)

Police and Firemen's Retirement System (PFRS)

Special Funding Situation Component - Under N.J.S.A. 43:16A-15, local participating employers are responsible for their own contributions based on actuarially determined amounts, except where legislation was passed which legally obligated the State if certain circumstances occurred. The legislation which legally obligates the State is as follows: Chapter 8, P.L. 2000, Chapter 318, P.L. 2001, Chapter 86, P.L. 2001, Chapter 511, P.L. 1991, Chapter 109, P.L. 1979, Chapter 247, P.L. 1993 and Chapter 201, P.L. 2001. The amounts contributed on behalf of the local participating employers under this legislation is considered to be a special funding situation as defined by GASB Statement No. 68, and the State is treated as a nonemployer contributing entity. Since the local participating employers do not contribute under this legislation directly to the plan (except for employer specific financed amounts), there is no net pension liability or deferred outflows or inflows to record in the government-wide financial statements or to disclose in the notes to the financial statements of the local participating employer related to this legislation.

The Township's contractually required contribution rate for the year ended December 31, 2020, was 32.74% of the Township's covered payroll. This amount was actuarially determined as the amount that, when combined with employee contributions, is expected to finance the costs of benefits earned by employees during the year, including an additional amount to finance any unfunded accrued liability.

Based on the most recent PFRS measurement date of June 30, 2020, the Township's contractually required contribution to the pension plan for the year ended December 31, 2020, is \$982,474 and is payable by April 1, 2021. Due to the basis of accounting described in Note 1, no liability has been recorded in the financial statements for this amount.

The amount of contractually required contribution for the State of New Jersey's proportionate share, associated with the Township, for the year ended December 31, 2020, was 4.52% of the Township's covered payroll.

Based on the most recent PFRS measurement date of June 30, 2020, the State's contractually required contribution, on-behalf of the Township, to the pension plan for the year ended December 31, 2020, is \$135,704 and is payable by April 1, 2021. Based on the PFRS measurement date of June 30, 2019, the State's contractually required contribution, on-behalf of the Township, to the pension plan for the year ended December 31, 2019, was \$117,593, which was paid on April 1, 2020.

The Township is billed annually for its normal contributions plus any accrued liability. These contributions, equal to the required contributions are detailed below.

Fiscal Year	Normal Contributions	Accrued Liability	Non Contributory Life	Employer Retro	Total Liability Paid by Township
2020	\$ 302,882	\$ 566,590	\$ 42,816	\$ -	\$ 912,288
2019	295,476	544,383	34,542	10,355	884,756
2018	271,201	504,565	33,956	-	809,722

Pension Liabilities, Pension Expense, and Deferred Outflow of Resources and Deferred Inflows of Resources Related to Pensions – For purposes of measuring the net pension liability, deferred outflows of resources and deferred inflows of resources related to pensions, and pension expense, information about the fiduciary net position of the PFRS and additions to/deductions from PFRS fiduciary net position have been determined on the same basis as they are reported by PFRS. For this purpose, benefit payments (including refunds of employee contributions) are recognized when due and payable in accordance with the benefit terms. Investments are reported at fair value.

For the year ended December 31, 2020, the Township's proportionate share of pension expense is \$199,863. This expense is not recognized by the Township because of the regulatory basis of accounting as described in Note 1.

Township of Hopewell
Notes to Financial Statements
December 31, 2020

NOTE 8. PENSION PLANS (CONTINUED)

Police and Firemen's Retirement System (PFRS)

At December 31, 2020, the Township proportionate share of the net pension liability is \$11,363,401 and deferred outflows of resources related to PFRS from the following sources:

	Deferred Outflows of Resources	Deferred Inflows of Resources
Differences between expected and actual experience	\$ 179,039	\$ 34,773
Changes of assumptions	318,986	4,117,077
Net Difference between projected and actual earnings on pension plan investments	336,092	
Changes in proportion	917,910	640,569
Township contributions subsequent to the measurement date	659,613	
Total	\$ 2,411,640	\$ 4,792,419

\$659,613 included in deferred outflows of resources, will be included as a reduction of the net pension liability in the year ending December 31, 2021.

Other amounts reported as deferred outflows of resources and deferred inflows of resources related to pensions will be recognized in pension expense as follows:

For the year ended:	Net Deferred Outflows (Inflows) of Resources
2021	\$ (350,149)
2022	(1,031,693)
2023	(783,341)
2024	(395,957)
2025	(83,589)
Total	\$ (2,644,729)

Township of Hopewell
Notes to Financial Statements
December 31, 2020

NOTE 8. PENSION PLANS (CONTINUED)

Police and Firemen's Retirement System (PFRS)

The amortization of the above other deferred outflows of resources and deferred inflows of resources related to pensions will be over the following number of

	<u>Deferred Outflows of Resources</u>	<u>Deferred Inflows of Resources</u>
Differences between expected and actual experience		
Year of Pension Plan Deferral:		
June 30, 2015	-	5.53
June 30, 2016	-	5.58
June 30, 2017	5.59	
June 30, 2018	5.73	
June 30, 2019	-	5.92
June 30, 2020	5.90	
Changes of assumptions		
June 30, 2014	6.17	-
June 30, 2015	5.53	-
June 30, 2016	5.58	-
June 30, 2017	-	5.59
June 30, 2018	-	5.73
June 30, 2019	-	5.92
June 30, 2020	-	5.90
Differences between projected and actual investment earnings on pension plan investments		
June 30, 2016	5.00	-
June 30, 2017	5.00	-
June 30, 2018	5.00	-
June 30, 2019	5.00	-
June 30, 2020	5.00	-

Additional Information

Collective balances at June 30, 2020 and 2019 are as follows:

	<u>6/30/2020</u>	<u>6/30/2019</u>
Collective deferred outflows of resources	\$ 1,601,195,880	\$ 1,198,936,924
Collective deferred inflows of resources	\$ 4,191,274,402	\$ 4,874,748,912
Collective net pension liability	\$ 14,926,648,722	\$ 14,170,193,618
Township's Proportion	.0879430390%	.0903156549%

**Township of Hopewell
Notes to Financial Statements
December 31, 2020**

NOTE 8. PENSION PLANS (CONTINUED)

Police and Firemen's Retirement System (PFRS)

Actuarial assumptions – The total pension liability for the June 30, 2020 measurement date was determined by an actuarial valuation as of July 1, 2019, which was rolled forward to June 30, 2020. This actuarial valuation used the following actuarial assumptions:

Inflation rate:	
Price	2.75%
Wage	3.25%
Salary Increases:	
Through all future years	3.25 – 15.25%
	based on years of service
Investment Rate of Return:	7.00%

Additional Information

Pre-retirement mortality rates were based on the Pub-2010 Safety Employee mortality table with a 105.6% adjustment for males and a 102.5% adjustment for females, and with future improvement from base year of 2010 on a generational basis. For healthy annuitants, post-retirement mortality rates were based on the Pub-2010 Safety Retiree Below-Median Income Weighted mortality table with a 96.7% adjustment for males and a 96.0% adjustment for females, and with future improvement from the base year of 2010 on a generational basis. For beneficiaries, the Pub-2010 General Retiree Below-Median Income Weighted mortality table was used, unadjusted, and with future improvement from base year of 2010 on a generational basis. Disability rates were based on the Pub-2010 Safety Disabled Retiree mortality table with a 152.0% adjustment for males and 109.3% adjustment for females, and with future improvement from the base year of 2010 on a generational basis. Mortality improvement is based on Scale MP-2020.

The actuarial assumptions used in the July 1, 2019 valuation were based on the results of an actuarial experience study for the period July 1, 2013 to June 30, 2018.

Long-Term Expected Rate of Return - In accordance with State statute, the long-term expected rate of return on plan investments (7.00% at June 30, 2020) is determined by the State Treasurer, after consultation with the Directors of the Division of Investments and Division of Pensions and Benefits, the board of trustees and the actuaries. The long term expected rate of return was determined using a building block method in which best-estimate ranges of expected future real rates of return (expected returns, net of pension plan investment expense and inflation) are developed for each major asset class. These ranges are combined to produce the long-term expected rate of return by weighting the expected future real rates of return by the target asset allocation percentage and by adding expected inflation.

Best estimates of arithmetic real rates of return for each major asset class included in PFRS's target asset allocation as of June 30, 2020 are summarized in the following table:

Asset Class	Target Allocation	Long-Term Expected Real Rate of Return
US Equity	27.00%	7.71%
Non-U.S. Developed Market Equity	13.50%	8.57%
Emerging Market Equity	5.50%	10.23%
Private Equity	13.00%	11.42%
Real Assets	3.00%	9.73%
Real Estate	8.00%	9.56%
High Yield	2.00%	5.95%
Private Credit	8.00%	7.59%
Investment Grade Credit	8.00%	2.67%
Cash Equivalents	4.00%	0.50%
U.S. Treasuries	5.00%	1.94%
Risk Mitigation Strategies	3.00%	3.40%
	100.00%	

**Township of Hopewell
Notes to Financial Statements
December 31, 2020**

NOTE 8. PENSION PLANS (CONTINUED)

Police and Firemen's Retirement System (PFRS)

Discount rate. The discount rate used to measure the State's total pension liability was 7.00% as of June 30, 2020. The projection of cash flows used to determine the discount rate assumed that contributions from plan members will be made at the current member contribution rates and that contributions from employers and the nonemployer contributing entity will be based on 78% of the actuarially determined contributions for the State employer and 100% of actuarially determined contributions for local employers. Based on those assumptions, the plan's fiduciary net position was projected to be available to make all projected future benefit payments of current plan members. Therefore, the long-term expected rate of return on plan investments was applied to all projected benefit payments to determine the total pension liability.

Sensitivity of the Township's proportionate share of the net pension liability to changes in the discount rate. The following presents the Township's and State's proportionate share of the net pension liability measured as of June 30, 2020, calculated using the discount rate of 7.00%, as well as what the Township's proportionate share of the net pension liability would be if it were calculated using a discount rate that is 1 percentage point lower (6.00%) or 1 percentage point higher (8.00%) than the current rate:

	1% Decrease (6.00%)	Current Discount Rate (7.00%)	1% Increase (8.00%)
Township's proportionate share of the net pension liability	\$ 15,110,984	\$ 11,363,401	\$ 8,250,747
State's proportionate share of the net pension liability associated with the Township	<u>2,050,644</u>	<u>1,763,548</u>	<u>1,525,144</u>
	<u><u>\$ 17,161,628</u></u>	<u><u>\$ 13,126,949</u></u>	<u><u>\$ 9,775,891</u></u>

Public Employees' Retirement System (PERS)

Plan Description - The Public Employees' Retirement System is a cost-sharing multiple-employer defined benefit pension plan which was established on January 1, 1955. The PERS provides retirement, death and disability, and medical benefits to certain qualified members. Vesting Membership in the PERS is mandatory for substantially all full-time employees of the Township, provided the employee is not required to be a member of another state-administered retirement system or other state pension fund or local jurisdiction's pension fund. The PERS's Board of Trustees is primarily responsible for the administration of the PERS. For additional information about PERS, please refer to Division's annual financial statements, which can be found at <http://www.state.nj.us/treasury/pensions/annual-reports.shtml>.

Vesting and Benefit Provisions – The vesting and benefit provisions are set by N.J.S.A. 43:15A. PERS provides retirement, death and disability benefits. All benefits vest after ten years of service, except medical benefits, which vest after 25 years of service or under the disability provisions of PERS.

**Township of Hopewell
Notes to Financial Statements
December 31, 2020**

NOTE 8. PENSION PLANS (CONTINUED)

Public Employees' Retirement System (PERS) (Continued)

The following represents the membership tiers for PERS:

Tier	Definition
1	Members who were enrolled prior to July 1, 2007
2	Members who were eligible to enroll on or after July 1, 2007 and prior to November 2, 2008
3	Members who were eligible to enroll on or after November 2, 2008 and prior to May 22, 2010
4	Members who were eligible to enroll on or after May 22, 2010 and prior to June 28, 2011
5	Members who were eligible to enroll on or after June 28, 2011

Service retirement benefits of 1/55th of final average salary for each year of service credit is available to tiers 1 and 2 members upon reaching age 60 and to tier 3 members upon reaching age 62. Service retirement benefits of 1/60th of final average salary for each year of service credit is available to tier 4 members upon reaching age 62 and tier 5 members upon reaching age 65. Early retirement benefits are available to tiers 1 and 2 members before reaching age 60, tiers 3 and 4 with 25 or more years of service credit before age 62, and tier 5 with 30 or more years of service credit before age 65. Benefits are reduced by a fraction of a percent for each month that a member retires prior to the age at which a member can receive full early retirement benefits in accordance with their respective tier. Tier 1 members can receive an unreduced benefit from age 55 to age 60 if they have at least 25 years of service. Deferred retirement is available to members who have at least 10 years of service credit and have not reached the service retirement age for their respective tier.

Contributions - The contribution requirements of plan members are determined by N.J.S.A 43:15A and requires contributions by active members and contributing employers. Members contribute at a uniform rate. The member contribution rate was 7.50% in State fiscal year 2020. Employers' contribution amounts are based on an actuarially determined rate. The Authority's contribution amounts are based on an actuarially determined rate which included the normal cost and unfunded accrued liability.

The Township's contractually required contribution rate for the year ended December 31, 2020 was 12.83% of the Township's covered payroll. This amount was actuarially determined as the amount that, when combined with employee contributions, is expected to finance the costs of benefits earned by employees during the year, including an additional amount to finance any unfunded accrued liability.

Based on the most recent PERS measurement date of June 30, 2020, the Township's contractually required contribution to the pension plan for the fiscal year ended December 31, 2020 was \$659,613 and is payable by April 1, 2021. Based on the PERS measurement date of June 30, 2019, the Township's contractually required contribution to the pension plan for the year ended December 31, 2019 was \$550,145, which was paid by April 1, 2020. Employee contributions to the pension plan during the year ended December 31, 2020 were \$316,464.

The Township is billed annually for its normal contributions plus any accrued liability. These contributions, equal to the required contributions are detailed below.

Fiscal Year	Normal Contributions	Accrued Liability	Non Contributory Life	Long-Term Disability	Employer Retro	Total Liability Paid by Township
2020	\$ 50,910	\$ 471,108	\$ 28,129	\$ 1,610	\$ 1,917	\$ 553,674
2019	68,169	452,536	24,805	1,015	9,344	555,869
2018	68,833	428,640	25,491	2,113	-	525,077

Township of Hopewell
Notes to Financial Statements
December 31, 2020

NOTE 8. PENSION PLANS (CONTINUED)

Public Employees' Retirement System (PERS) (Continued)

Pension Liabilities, Pension Expense, and Deferred Outflow of Resources and Deferred Inflows of Resources Related to Pensions – For purposes of measuring the net pension liability, deferred outflows of resources and deferred inflows of resources related to pensions, and pension expense, information about the fiduciary net position of the PERS and additions to/deductions from PERS fiduciary net position have been determined on the same basis as they are reported by PERS. For this purpose, benefit payments (including refunds of employee contributions) are recognized when due and payable in accordance with the benefit terms. Investments are reported at fair value.

At December 31, 2020, the Township's proportionate share of the PERS net pension liability was \$9,832,778. The net pension liability was measured as of June 30, 2020, and the total pension liability used to calculate the net pension liability was determined by an actuarial valuation as of July 1, 2019. The Township's proportion of the of the net pension liability was based on a projection of the Township's long-term share of contributions to the pension plan relative to the projected contributions of all participating employers, actuarially determined.

For the year ended December 31, 2020, the Township's proportionate share of the PERS pension expense, calculated by the plan as of the June 30, 2019 measurement date is \$30,659. This expense is not recognized by the Township because of the regulatory basis of accounting as described in note 1.

At December 31, 2020, the Township proportionate share of the PERS net pension liability was \$9,832,778 and deferred outflows of resources related to PERS from the following sources:

	Deferred Outflows of Resources	Deferred Inflows of Resources
Differences between expected and actual experience	\$ 179,039	\$ 34,773
Changes of assumptions	318,986	4,117,077
Net Difference between projected and actual earnings on pension plan investments	336,092	
Changes in proportion	917,910	640,569
Township contributions subsequent to the measurement date	659,613	
Total	\$ 2,411,640	\$ 4,792,419

\$659,613 included in deferred outflows of resources, will be included as a reduction of the net pension liability in the year ending December 31, 2021. Other amounts reported as deferred outflows of resources and deferred inflows of resources related to pensions will be recognized in pension expense as follows:

For the year ended:	Net Deferred Outflows (Inflows) of Resources
2021	\$ (745,694)
2022	(1,210,236)
2023	(864,498)
2024	(155,583)
2025	(64,381)
Total	\$ (3,040,392)

Township of Hopewell
Notes to Financial Statements
December 31, 2020

NOTE 8. PENSION PLANS (CONTINUED)

Public Employees' Retirement System (PERS) (Continued)

The amortization of the above other deferred outflows of resources and deferred inflows of resources related to pensions will be over the following number of years:

	<u>Deferred Outflows of Resources</u>	<u>Deferred Inflows of Resources</u>
Differences between expected and actual experience		
Year of Pension Plan Deferral:		
June 30, 2015	5.72	-
June 30, 2016	5.57	-
June 30, 2017	5.48	-
June 30, 2018	-	5.63
June 30, 2019	5.21	-
June 30, 2020	5.16	-
Changes of assumptions		
June 30, 2014	6.44	-
June 30, 2015	5.72	-
June 30, 2016	5.57	-
June 30, 2017	-	5.48
June 30, 2018	-	5.63
June 30, 2019	-	5.21
June 30, 2020	-	5.16
Differences between projected and actual investment earnings on pension plan investments		
June 30, 2016	5.00	-
June 30, 2017	5.00	-
June 30, 2018	5.00	-
June 30, 2019	5.00	-
June 30, 2020	5.00	-

Additional Information

Collective balances at June 30, 2020 and 2019 are as follows:

	<u>6/30/2020</u>	<u>6/30/2019</u>
Collective deferred outflows of resources	\$ 2,347,583,337	\$ 3,149,522,616
Collective deferred inflows of resources	\$ 7,849,949,467	\$ 7,645,087,574
Collective net pension liability	\$ 16,435,616,426	\$ 18,143,832,135
Township's Proportion	.0602964727%	.0565582323%

Actuarial assumptions – The total pension liability for the June 30, 2020 measurement date was determined by an actuarial valuation as of July 1, 2019, which was rolled forward to June 30, 2020.

**Township of Hopewell
Notes to Financial Statements
December 31, 2020**

NOTE 8. PENSION PLANS (CONTINUED)

Public Employees' Retirement System (PERS) (Continued)

This actuarial valuation used the following actuarial assumptions, applied to all periods in the measurement:

Inflation rate:	
Price	2.75%
Wage	3.25%
Salary Increases:	
Through 2026:	2.00 – 6.00% based on years of service
Thereafter:	3.00 – 7.00% based on years of service
Investment Rate of Return:	7.00%

Pre-retirement mortality rates were based on the Pub-2010 General Below-Median Income Employee mortality table with an 82.2% adjustment for males and 101.4% adjustment for females, and with future improvement from the base year of 2010 on a generational basis. Post-retirement mortality rates were based on the Pub-2010 General Below-Median Income Healthy Retiree mortality table with a 91.4% adjustment for males and 99.7% adjustment for females, and with future improvement from the base year of 2010 on a generational basis. Disability retirement rates used to value disabled retirees were based on the Pub-2010 Non-Safety Disabled Retiree mortality table with a 127.7% adjustment for males and 117.2% adjustment for females, and with future improvement from the base year of 2010 on a generational basis. Mortality improvement is based on Scale MP-2020.

The actuarial assumptions used in the July 1, 2019 valuation were based on the results of an actuarial experience study for the period July 1, 2014 to June 30, 2018.

Long-Term Expected Rate of Return - In accordance with State statute, the long-term expected rate of return on plan investments (7.00% at June 30, 2020) is determined by the State Treasurer, after consultation with the Directors of the Division of Investments and Division of Pensions and Benefits, the board of trustees and the actuaries. The long term expected rate of return was determined using a building block method in which best-estimate ranges of expected future real rates of return (expected returns, net of pension plan investment expense and inflation) are developed for each major asset class. These ranges are combined to produce the long-term expected rate of return by weighting the expected future real rates of return by the target asset allocation percentage and by adding expected inflation.

Best estimates of arithmetic rates of return for each major asset class included in PERS's target asset allocation as of June 30, 2020 are summarized in the following table:

Asset Class	Target Allocation	Long-Term Expected Real Rate of Return
US Equity	27.00%	7.71%
Non-U.S. Developed Market Equity	13.50%	8.57%
Emerging Market Equity	5.50%	10.23%
Private Equity	13.00%	11.42%
Real Assets	3.00%	9.73%
Real Estate	8.00%	9.56%
High Yield	2.00%	5.95%
Private Credit	8.00%	7.59%
Investment Grade Credit	8.00%	2.67%
Cash Equivalents	4.00%	0.50%
U.S. Treasuries	5.00%	1.94%
Risk Mitigation Strategies	3.00%	3.40%

Township of Hopewell
Notes to Financial Statements
December 31, 2020

NOTE 8. PENSION PLANS (CONTINUED)

Public Employees' Retirement System (PERS) (Continued)

Discount rate. The discount rate used to measure the State's total pension liability was 7.00% as of June 30, 2020. The projection of cash flows used to determine the discount rate assumed that contributions from plan members will be made at the current member contribution rates and that contributions from employers and nonemployer contributing entity will be made based on 78% of the actuarially determined contributions for the State employer and 100% of actuarially determined contributions for the local employers. Based on those assumptions, the plan's fiduciary net position was projected to be available to make all projected future benefit payments of current plan members. Therefore, the long-term expected rate of return on plan investments was applied all projected benefit payments to determining the total pension liability.

Sensitivity of the Township's proportionate share of the net pension liability to changes in the discount rate. The following presents the Township's proportionate share of the net pension liability measured as of June 30, 2020, calculated using the discount rate of 7.00%, as well as what the Township's proportionate share of the net pension liability would be if it were calculated using a discount rate that is 1 percentage point lower (6.00%) or 1 percentage point higher (8.00%) than the current rate:

	1% Decrease (6.00%)	Current Discount Rate (7.00%)	1% Increase (8.00%)
Township's proportionate share of the net pension liability	\$ 12,377,827	\$ 9,832,778	\$ 7,673,234

Pension Plan fiduciary net position. Detailed information about the pension plan's fiduciary net position is available in the separately issued State of New Jersey Division of Pensions and Benefits financial report.

Defined Contribution Retirement Program (DCRP)

The Defined Contribution Retirement Program was established in 2007, under the provisions of Chapter 92, P.L. 2007 and Chapter 103, P.L. 2007 (N.J.S.A.43:15C-1 et. seq), and expanded under the provisions of Chapter 89, P.L. 2008 and Chapter 1, P.L. 2010. The Defined Contribution Retirement Program Board oversees the DCRP, which is administered by Prudential Financial on behalf of the Divisions of Pensions and Benefits. The DCRP provides eligible members, and their beneficiaries, with a tax-sheltered, defined contribution retirement benefit, along with life insurance and disability coverage. Vesting and benefit provisions are established by N.J.S.A. 43:15C-1 et. seq.

The contribution requirements of plan members are determined by State statute. In accordance with Chapter 92, P.L. 2007 and Chapter 103, P.L. 2007, plan members are required to contribute 5.5% of their annual covered salary. Pursuant to the provisions of Chapter 78 P.L. 2011, the active member contribution rate was increased to 6.5% plus an additional 1.0% phased-in over seven years beginning in the first year. The phase-in of the additional incremental member contribution amount will take place in July of each subsequent year. The State Treasurer has the right under the current law to make temporary reductions in rates based on the existence of surplus pension assets in the retirement system; however, state statute also requires the return to the normal rate when such surplus pension assets no longer exist. The employee contributions along with the Township's contribution for each pay period are transmitted to Prudential Financial not later than the fifth business day after the date on which the employee is paid for that pay period.

**Township of Hopewell
Notes to Financial Statements
December 31, 2020**

NOTE 8. PENSION PLANS (CONTINUED)

Defined Contribution Retirement Program (DCRP) (Continued)

The Township's contributions, equal to the required contribution for each fiscal year, were as follows:

	<u>Employer</u>
2020	\$ 1,336
2019	1,251
2018	973

Related Party Investments – The Division of Pensions and Benefits does not invest in securities issued by the Township.

NOTE 9. POST EMPLOYMENT BENEFITS OTHER THAN PENSIONS (OPEB)

General Information about the OPEB Plan

The financial statements of the Township are not prepared in accordance with Governmental Accounting Standards Board (GASB) Statement No. 75, *Accounting and Financial Reporting for Postemployment Benefits Other Than Pensions*. The following information is provided in accordance with the requirements of the Statement and has been implemented prospectively.

Plan Description

The Township provides postretirement benefits other than pension benefits to active employees who retire from the Township and meet certain eligibility criteria. These are known as other postemployment benefits (OPEB). OPEB include postemployment healthcare benefits provided separately from a pension plan, excluding benefits defined as termination offers and benefits.

Benefit Eligibility

An employee is eligible to receive postretirement health benefits through the Hopewell Township health plan by meeting the following criteria:

For PBA and SOA, retire from active employment with Hopewell Township with at least 25 years of service with Hopewell Township, 25 years in PERS/PFRS and meet PFRS retirement criteria.

For all others, (1) retire from active employment with Hopewell Township at age 60 or later and have at least 25 years of service in PERS, with at least 10 years of service with Hopewell Township, (2) retire from active employment with Hopewell Township at age 55 or later and have at least 25 years of service with Hopewell Township and 25 years in PERS, or (3) retire from active employment with Hopewell Township with at least 25 years of service with Hopewell Township and 25 years in PERS.

**Township of Hopewell
Notes to Financial Statements
December 31, 2020**

NOTE 9. POST EMPLOYMENT BENEFITS OTHER THAN PENSIONS (OPEB) (Continued)

Employees Covered by Benefit Terms – At December 31, 2020, the following employees were covered by the benefit terms:

<u>Participation Data</u>	<u>Amount</u>
Active Employees	77
Retirees	<u>59</u>
Total	<u><u>136</u></u>

Total OPEB Liability

The Total OPEB Liability as of December 31, 2020 is \$43,471,337 based upon a discount rate of 4.10% per annum and the plan provisions in effect on December 31, 2020.

Net OPEB Liability

The Net OPEB Liability as of December 31, 2020 is \$43,471,337 based upon a discount rate of 2.12% per annum and the plan provisions in effect on December 31, 2020. There are no plan assets to offset the liability. The liability is broken out as follows:

Total OPEB Liability Active	\$ 20,170,358
Total OPEB Liability Retired	<u>23,300,979</u>
Net OPEB Liability	<u><u>\$ 43,471,337</u></u>

Basis of Valuation

This valuation has been conducted as of December 31, 2020 based upon census, plan design and medical, drug, dental and vision rate information provided by the Township. Census includes 59 participants currently receiving retiree benefits, and 77 active participants of whom 11 are eligible to retire as of the valuation date. The average age of the active population is 46 and the average age of the retiree population is 70.

Actuarial assumptions were selected with the intention of mirroring the requirements of New Jersey Local Finance Notice 2007-15 in addition to Statement of Government Accounting Standard No. 75.

Demographic assumptions were selected based on those used in the State Division of Pensions and Benefits in calculating pension benefits taken from the July 1, 2019 report from Cheiron. While some assumptions were simplified to reflect the smaller population, and to simplify the valuation process, the valuation results reasonably conform to the requirements of LFN 2007-15.

Health care (economic) assumptions were selected based on those used by the State Health Benefits Program in calculated SHBP member OPEB requirements taken from the June 30, 2019 report from Aon Consultants.

**Township of Hopewell
Notes to Financial Statements
December 31, 2020**

NOTE 9. POST EMPLOYMENT BENEFITS OTHER THAN PENSIONS (OPEB) (Continued)

Key Actuarial Assumptions

Mortality	RP 2000 Combined Healthy Male Mortality Rates Set Forward Three Years
Turnover	NJ State Pensions Ultimate Withdrawal Rates - prior to benefits eligibility
Assumed Retirement Age	At first eligibility after completing 25 years of service
Full Attribution Period	Service to Assumed Retirement Age
Annual Discount Rate	4.74% Based on the Bond Buyer 20 Index December 31, 2019
	4.12% Based on the Bond Buyer 20 Index December 31, 2020
CPI Increase	2.50%
Rate of Salary Increase	2.50%
Medical Trend	Medical: 5.6% in 2020, reducing by 0.1% per annum, leveling at 5% per annum in 2026 Drug: 9.0% in 2020, reducing by 0.5% per annum to 2022 and 1% annum thereafter, leveling at 5% per annum in 2026 Dental and Vision: 3.5% per annum
Medical Cost Aging Factor	NJ SHBP Medical Morbidity Rates

Attribution period – The attribution period begins with the date of hire and ends with full benefits eligibility date.

Per capita cost methods – The valuation reflects per capita net premium costs based on actual 2020 medical, prescription drug and dental premiums and the plan option selected. Plan selections are assumed to remain unchanged in retirement. The age specific cost was derived based on per person costs at the average age of the active population (46) and scaled to each age based on the medical cost aging factors. At age 65, Medicare becomes the primary payer of medical benefits and consequentially, per capita plan costs are offset by Medicare payments. Thus, post 65 costs were decreased using the assumption that Medicare picks up 66.7% of medical costs.

Retiree Contributions – NJ Chapter 78 requires that certain future retirees contribute toward the cost of their benefits. Specifically, those who had retired prior to passage of Chapter 78 and those employees that had more than 25 years of service on the date of passage are grandfathered. All others are subject to the contribution rates in effect when they retire, but not less than 1.5% of their annual retirement allowance from the Public Employees' Retirement System. For purposes of this valuation and for conservatism, we have assumed that future retiree contributions percentage rates will not increase. Thus, we assumed that a future retiree will contribute his/her current employee contribution as reported by the Township increased annually by the rate of medical trend.

Employer contributions for retiree benefits as reported by the Township were \$8828,801 for 2019 and \$851,612 for 2020.

Actuarial valuation method – Entry Age Normal Funding Method based on a level percentage of salary. 2020 salaries were reported by the Township as \$6,070,000.

Discount Rate – For the total OPEB Liability calculation as of December 31, 2020, the discount rate utilized was 2.10%

Township of Hopewell
Notes to Financial Statements
December 31, 2020

NOTE 9. POST EMPLOYMENT BENEFITS OTHER THAN PENSIONS (OPEB) (Continued)

Changes in the Total OPEB Liability – The changes to the OPEB Liability during the year ending December 31, 2020 are as follows:

	<u>Total OPEB Liability</u>
Balance beginning of year	\$ 37,912,694
Changes for the year:	
Service cost	656,787
Interest Cost	1,044,659
Change in Assumptions	4,743,651
Net Benefit Payments	<u>(886,454)</u>
Net Changes	<u>5,558,643</u>
Balance December 31, 2018	<u><u>\$ 43,471,337</u></u>

Total OPEB Expense – The Total OPEB Expense is the measure of annual cost based on the actuarial funding method utilized. It is comprised of the “Service Cost” which is the portion of future liabilities attributable to the measurement year, plus interest on the Net OPEB Liability during the year. As of the measurement date, the plan had no assets to offset any portion of the Net OPEB Liability.

The Total OPEB Expense as of December 31, 2020 is \$2,562,745 based upon a discount rate of 2.12% per annum and the plan provisions in effect on December 31, 2020.

Sensitivity of the total OPEB liability to changes in the discount rate - Actuarial measurements are sensitive to changes in actuarial assumptions and where actual experience differs from assumptions. The following represents the Total OPEB Liability if it were calculated using a discount rate that is 1 percentage point lower or 1 percentage point higher than the current discount rate:

	<u>1% Decrease 1.12%</u>	<u>Current Discount Rate 2.10%</u>	<u>1% Increase 3.12%</u>
Total OPEB Liability	\$ 47,547,569	\$ 43,471,337	\$ 40,136,675

Sensitivity of the total OPEB liability to changes in the healthcare cost trend rates - Actuarial measurements are sensitive to changes in actuarial assumptions and where actual experience differs from assumptions. The following represents the Total OPEB Liability if it were calculated using a medical trend is that 1 percentage point lower or 1 percentage point higher than the current discount rate:

	<u>1% Decrease</u>	<u>Healthcare Cost Trend Rates</u>	<u>1% Increase</u>
Total OPEB Liability	\$ 39,354,738	\$ 43,471,337	\$ 48,487,222

Township of Hopewell
Notes to Financial Statements
December 31, 2020

NOTE 10. COMPENSATED ABSENCES

All twelve-month Township employees are entitled to paid sick leave and vacation days in various amounts. Unused sick leave may be accumulated, and upon retirement the employee may be compensated up to fifty percent of accumulated unused sick leave with a maximum Township payout of \$15,000. Vacation days not used during the year may be accumulated for two years and upon leaving, will be compensated by the Township in full.

The Township does not accrue expenses related to compensated absences. However, it is estimated that, at December 31, 2020, accrued benefits for compensated absences are valued at \$1,480,644.

NOTE 11. RISK MANAGEMENT

The Township is exposed to various risks of loss related to torts; theft of, damage to, and destruction of assets; errors and omissions; injuries to employees; and natural disasters.

The Township is a member of the Mid Jersey Municipal Joint Insurance Fund (JIF). The Fund provides the following coverage:

- Comprehensive General Liability
- Auto Liability
- Property Coverage
- Worker's Compensation
- Boiler and Machinery
- Public Officials Liability
- Employment Related Practices
- Public Employee Bonds

Contributions to the JIF are calculated based on actuarial and budgetary needs. Each participant is proportionately obligated for any deficiency in the amount available to pay all JIF claims. The Township has paid its current JIF obligations. No deficiency payments have been assessed by the JIF.

New Jersey Unemployment Compensation Insurance - The Township has elected to fund its New Jersey Unemployment Compensation Insurance under the "Benefit Reimbursement Method". Under this plan, the Township is required to reimburse the New Jersey Unemployment Trust Fund for benefits paid to its former employees and charged to its account with the State. The Township is billed quarterly for amounts due to the State. The following is a summary of Township contributions, employee contributions, reimbursements to the State for benefits paid and the ending balance of the Township's trust fund for the current and previous four years:

<u>Year</u>	<u>Interest Earned/Refund</u>	<u>Employee Contributions</u>	<u>Amount Reimbursed</u>	<u>Ending Balance</u>
2020	\$ 9,228	\$ 10,606	\$ 7,760	\$ 64,991
2019	797	10,610	13,570	52,917
2018	548	9,935	8,597	55,080
2017	413	9,978	10,945	53,194
2016	370	6,616	1,184	53,748

Township of Hopewell
Notes to Financial Statements
December 31, 2020

NOTE 12. CAPITAL DEBT

Summary of Municipal Debt

	<u>Year 2020</u>	<u>Year 2019</u>	<u>Year 2018</u>
<u>Issued:</u>			
General Bonds and Notes	\$ 76,558,689	\$ 58,783,337	\$ 59,239,543
Water Utility Bonds and Notes	29,150	34,550	39,050
Sewer Utility Bonds and Notes	1,348,970	1,244,820	1,262,570
Loans	68,580	113,176	156,893
Total Issued	<u>78,005,389</u>	<u>60,175,883</u>	<u>60,698,056</u>
<u>Less:</u>			
Self-Liquidating Debt	225,150	1,449,370	39,050
Funds On Hand To Pay Bonds & Notes	-	-	-
Affordable Housing Bonds and Notes	12,149,665	-	-
Open Space Bonds and Notes	<u>9,428,992</u>	<u>10,105,612</u>	<u>10,901,742</u>
Net Debt Issued	<u>56,201,582</u>	<u>48,620,901</u>	<u>49,757,264</u>
<u>Authorized But Not Issued:</u>			
General Bonds and Notes	120,000	120,000	-
Water Utility Bonds and Notes	-	-	-
Sewer Utility Bonds and Notes	<u>170,000</u>	<u>170,000</u>	<u>-</u>
 Net Debt	 <u><u>\$ 56,491,582</u></u>	 <u><u>\$ 48,910,901</u></u>	 <u><u>\$ 49,757,264</u></u>

Serial Bonds are authorized in accordance with State law. All bonds are retired in serial installments within the statutory period of usefulness. Serial Bonds payable at December 31, 2020 consisted of the following issues:

<u>Purpose</u>	<u>Date of Maturity</u>	<u>Interest Rate</u>	<u>Amount</u>
Refunding Bonds of 2017	02/15/2030	2.00% - 4.00%	\$ 12,370,000
Refunding Bonds of 2014	10/01/2026	4.00% - 5.00%	5,865,000
General Obligation Bonds of 2014	02/01/2034	3.00% - 5.00%	6,151,000
General Obligation Bonds of 2015	04/01/2032	3.00% - 5.00%	5,652,000
Refunding Bonds of 2020	02/01/2034	.249% - 2.143%	11,780,000
General Obligation Bonds of 2020	02/01/2030	2.00%	17,370,000
Water Utility Refunding Bonds of 2014	10/01/2026	4.00% - 5.00%	29,150
Sewer Utility Bonds of 2014	10/01/2026	4.00% - 4.25%	330,850
Sewer Utility Bonds of 2015	04/01/2032	2.00% - 3.00%	626,000
Sewer Utility Bonds of 2020	06/01/2030	2.00%	<u>196,000</u>
 Total			 <u><u>\$ 60,370,000</u></u>

Bond Anticipation Notes Payable

The Township issues bond anticipation notes to temporarily fund various capital projects prior to the issuance of serial bonds. The term of the notes can not exceed one year from the date of issuance however the Notes may be renewed from time to time for a period not to exceed one year. Generally, such notes must be paid no later than the first day of the fifth month following the close of the tenth fiscal year following the date of the original notes. The State of New Jersey also prescribes that on or before the third anniversary date of the original note a payment of an amount at least equal to the first legally payable installment of the bonds in anticipation of which such notes were issued be paid or retired.

Township of Hopewell
Notes to Financial Statements
December 31, 2020

NOTE 12. CAPITAL DEBT (Continued)

As of December 31, 2020, the Township had the following outstanding Bond Anticipation Notes:

	<u>Date of Maturity</u>	<u>Interest Rate</u>	<u>Amount</u>
General Capital Fund	01/28/2021	1.00%	\$ 17,370,689
Sewer Utility Capital Fund	01/28/2021	1.00%	<u>196,120</u>
Total			<u><u>\$ 17,566,809</u></u>

General Capital Fund

Summary of Statutory Debt Condition - Annual Debt Statement

The summarized statement of debt condition which follows is prepared in accordance with required method of setting up the Annual Debt Statement and indicates a statutory net debt of 1.222%.

	<u>Gross Debt</u>	<u>Deductions</u>	<u>Net Debt</u>
Regional School District Debt	\$ 32,508,460	\$ 32,508,460	\$ -
Water and Sewer Utility Debt	1,548,120	225,150	1,322,970
General Debt	<u>76,747,269</u>	<u>26,798,992</u>	<u>49,948,277</u>
Total	<u><u>\$ 110,803,849</u></u>	<u><u>\$ 59,532,602</u></u>	<u><u>\$ 51,271,247</u></u>

Net Debt, \$51,271,247 divided by Equalized Valuation Basis per N.J.S.A. 40A:2-2, as amended, \$4,196,092,264 equals 1.222%.

2018	\$ 4,218,178,469
2019	4,208,701,180
2020	<u>4,161,397,144</u>
Average	<u><u>\$ 4,196,092,264</u></u>

Township of Hopewell
Notes to Financial Statements
December 31, 2020

NOTE 12. CAPITAL DEBT (Continued)

Borrowing Power Under N.J.S.A. 40A:2-6

3 1/2% of Equalized Valuation Basis (Municipal)	\$ 146,863,229
Net Debt	<u>51,271,247</u>
Remaining Borrowing Power	<u><u>\$ 95,591,982</u></u>

Calculation of "Self-Liquidating Purpose"
Water Utility Per N.J.S.A. 40A:2-45

Cash Receipts from Fees, Rents or Other Charges for the Year	\$ 167,421
Deductions:	
Operating and Maintenance Costs	\$ 152,460
Debt Service Costs	<u>7,034</u>
	<u>159,494</u>
Total Excess in Revenues	<u><u>\$ 7,927</u></u>

Calculation of "Self-Liquidating Purpose"
Sewer Utility Per N.J.S.A. 40A:2-45

Cash Receipts from Fees, Rents or Other Charges for the Year	\$ 1,268,868
Deductions:	
Operating and Maintenance Costs	\$ 1,293,076
Debt Service Costs	<u>132,223</u>
	<u>1,425,299</u>
Total Excess (Deficit) in Revenues	<u><u>\$ (156,431)</u></u>

The foregoing debt information is in agreement with the Annual Debt Statement filed by the Chief Financial Officer.

Township of Hopewell
Notes to Financial Statements
December 31, 2020

NOTE 12. CAPITAL DEBT (Continued)

Schedule of Annual Debt Service for Principal and Interest for Bonded Debt Issued and Outstanding

Serial Bonds Payable

General Capital Fund			
Calendar Year	Principal	Interest	Total
2021	\$ 5,880,000	\$ 1,472,369	\$ 7,352,369
2022	5,885,000	1,329,804	7,214,804
2023	6,015,000	1,150,633	7,165,633
2024	6,131,000	996,043	7,127,043
2025	6,000,000	832,574	6,832,574
2026-2030	24,020,000	1,961,169	25,981,169
2030-2034	5,257,000	205,086	5,462,086
	<u>\$ 59,188,000</u>	<u>\$ 7,947,678</u>	<u>\$ 67,135,678</u>

Serial Bonds Payable

Water Utility			
Calendar Year	Principal	Interest	Total
2021	\$ 4,950	\$ 1,471	\$ 6,421
2022	4,950	1,273	6,223
2023	4,950	1,076	6,026
2024	5,850	878	6,728
2025	5,850	585	6,435
2026	2,600	130	2,730
	<u>\$ 29,150</u>	<u>\$ 5,413</u>	<u>\$ 34,563</u>

Serial Bonds Payable

Sewer Utility			
Calendar Year	Principal	Interest	Total
2021	\$ 111,050	\$ 34,700	\$ 145,750
2022	110,050	31,282	141,332
2023	110,050	28,079	138,129
2024	119,150	24,878	144,028
2025	119,150	20,720	139,870
2026-2030	467,400	49,282	516,682
2031-2032	116,000	3,420	119,420
	<u>\$ 1,152,850</u>	<u>\$ 192,361</u>	<u>\$ 1,345,211</u>

Township of Hopewell
Notes to Financial Statements
December 31, 2020

NOTE 12. CAPITAL DEBT (Continued)

New Jersey Green Trust Loan Payable

Calendar Year	Principal	Interest	Total
2021	\$ 45,492	\$ 1,145	\$ 46,637
2022	23,088	231	23,319
	<u>\$ 68,580</u>	<u>\$ 1,376</u>	<u>\$ 69,956</u>

NOTE 13. DEFERRED COMPENSATION SALARY PLAN

The Township offers its employees a Deferred Compensation Plan in accordance with Internal Revenue Code Section 457, which has been approved by the Director of the Division of Local Government Services. The Plan, available to all full-time employees at their option, permits employees to defer a portion of their salary to future years. The deferred compensation is not available to participants until termination, retirement, death, unforeseeable emergency.

Amounts deferred under Section 457 plans must be held in trust for the exclusive benefit of participating employees and are not accessible by the Township or its creditors.

NOTE 14. INTERFUND RECEIVABLES AND PAYABLES

The following interfund balances were recorded on the various statements of assets, liabilities, reserves and fund balances as of December 31, 2020:

:

Fund	Interfund Receivables	Interfund Payables
Current Fund	\$ 84,074	\$ 1,307
Federal & State Grant Fund	-	107
Trust Fund:		
Other Trust Funds	1,307	11,967
General Capital Fund	-	72,000
ELSA Sewer Utility Fund	-	1,408
SBRSA Sewer Utility Fund	1,408	-
	<u>\$ 86,789</u>	<u>\$ 86,789</u>

NOTE 15. CONTINGENCIES

The Township participates in a number of state and federally assisted grant programs. The programs are subject to compliance audits under the single audit approach. Such audits could lead to requests for reimbursement by the grantor agency for expenditures disallowed under terms of the grants. Management believes that the amount from future audits, if any, would not be material.

Township of Hopewell
Notes to Financial Statements
December 31, 2020

NOTE 16. PAYMENTS IN LIEU OF TAX (PILOT)

In accordance with Chapter 441, Public Law 1991, N.J.S.A. 40A:21-1, the Township adopted various resolutions which provided for tax exemption and abatement for affordable housing. The following is a comparison of tax abatement billings and collections for the current and previous two years:

<u>Year</u>	<u>Billings</u>	<u>Collections</u>
2020	\$ 91,314	\$ 91,314
2019	102,218	102,218
2018	99,387	99,387

NOTE 17. LITIGATION

The Township is a defendant in several legal proceedings that are in various stages of litigation. The outcome of this litigation is not presently unknown.

NOTE 18. COMMITMENTS – TAX APPEALS

The Township has several tax appeals pending in New Jersey State Tax Court as of December 31, 2020. However, it appears that the net potential losses of the tax appeals will not be material to the financial statements.

NOTE 19. SUBSEQUENT EVENTS

Subsequent to December 31, 2020, the Township of Hopewell authorized additional Bonds and Notes as follows:

<u>Purpose</u>	<u>Date</u>	<u>Amount</u>
Various Capital Improvements	3/1/2021	<u>\$ 4,489,557</u>
Various Sewer Improvements	5/3/2021	<u>\$ 116,850</u>

SUPPLEMENTAL EXHIBITS

CURRENT FUND

TOWNSHIP OF HOPEWELL
Current Fund
Statement of Cash - Treasurer
For the Year Ended December 31, 2020

	<u>CURRENT FUND</u>	<u>FEDERAL AND STATE GRANT FUND</u>
Balance December 31, 2019	\$ 11,797,311.49	\$ 179,623.12
Receipts:		
Taxes Receivable	\$ 115,640,883.97	\$ -
2021 Prepaid taxes	993,249.38	
Tax Overpayments	103,546.31	
Revenue Accounts Receivable	4,185,452.11	
Due State of New Jersey:		
Marriage License Fees	1,750.00	
Burial Permits	115.00	
Due from State of New Jersey for Senior Citizens and Veterans Deductions	87,565.07	
Miscellaneous Revenues Not Anticipated	179,179.22	
Return of Change Fund	50.00	
Federal and State Grants Receivable	-	1,063,253.93
Due from Current Fund	-	18,887.59
Due to Current Fund		1,440.30
Reserve for Capital Health	37,225.00	
Petty Cash	750.00	
	<u>121,229,766.06</u>	<u>1,083,581.82</u>
Total Receipts		
	121,229,766.06	1,083,581.82
Subtotal	133,027,077.55	1,263,204.94
Disbursements:		
2020 Appropriations	20,414,684.15	
Appropriation Reserves	311,724.09	
Accounts Payable	9,324.86	
Refund of Tax Overpayments	58,461.50	
County Taxes	27,631,676.18	
Regional School Taxes	68,288,753.00	
Fire District Tax Payable	3,966,616.00	
Municipal Open Space Tax Payable	1,192,012.65	
Due State of New Jersey:		
Marriage License Fees	1,475.00	
Burial Permits	110.00	
Due to Federal and State Grant Fund	18,887.59	
Due from General Capital Fund	72,000.00	
Appropriated Reserves	-	901,066.99
Due to Current Fund	-	1,440.30
Petty Cash	750.00	
	<u>121,966,475.02</u>	<u>902,507.29</u>
Total Disbursements		
	121,966,475.02	902,507.29
Balance December 31, 2020	<u>\$ 11,060,602.53</u>	<u>\$ 360,697.65</u>

TOWNSHIP OF HOPEWELL
Current Fund
Schedule of Change Funds
For the Year Ended December 31, 2020

	<u>Analysis by Office</u>	
Tax Collector		\$ 200.00
Construction Code		50.00
Health		200.00
Municipal Clerk		50.00
Municipal Court		200.00
Total		<u>\$ 700.00</u>

TOWNSHIP OF HOPEWELL
Current Fund
Schedule of Taxes Receivable and Analysis of Property Tax Levy
For the Year Ended December 31, 2020

Year	Balance	2020 Levy	Added Taxes	COLLECTIONS BY CASH		State Share of 2020 Senior Citizens and Veterans Deductions Allowed	Transferred To Tax Title Lien	Overpayments Applied	Canceled	Balance
	Dec. 31, 2019			2019	2020					Dec. 31, 2020
2018	\$ 1,955.37	\$ -	\$ -	\$ -	\$ -	\$ -	\$ -	\$ -	\$ -	\$ 1,955.37
2019	874,672.43		83,433.76		942,426.61		6,079.47			9,600.11
Subtotal	876,627.80	-	83,433.76	-	942,426.61	-	6,079.47	-	-	11,555.48
2020	-	117,497,683.57		974,660.11	114,674,806.17	89,222.60	43,951.18	94,024.61	188,218.63	1,432,800.27
Total	<u>\$ 876,627.80</u>	<u>\$ 117,497,683.57</u>	<u>\$ 83,433.76</u>	<u>\$ 974,660.11</u>	<u>\$ 115,617,232.78</u>	<u>\$ 89,222.60</u>	<u>\$ 50,030.65</u>	<u>\$ 94,024.61</u>	<u>\$ 188,218.63</u>	<u>\$ 1,444,355.75</u>

Analysis of Property Tax Levy

Tax Yield:

General Purpose Tax	\$ 117,066,619.31
Added and Omitted Taxes	298,122.08
Rollback Taxes	43,942.18
Senior Citizens and Veterans Deductions Allowed	
Per Original Levy	<u>89,000.00</u>
Total	<u>\$ 117,497,683.57</u>

Tax Levy:

Regional High School Tax (Abstract)	\$ 68,288,753.00
Fire District Tax (Abstract)	3,966,616.00
County Tax (Abstract)	27,600,844.77
County Added Taxes	30,912.78
Local Open Space Tax (Abstract)	1,190,724.00
Local Open Space Added Tax	1,307.46
Local Tax for Municipal Purposes	\$ 16,070,001.57
Additional Tax Levies	<u>348,523.99</u>
	<u>16,418,525.56</u>
Total	<u>\$ 117,497,683.57</u>

TOWNSHIP OF HOPEWELL
Current Fund
Schedule of Tax Title Liens
For the Year Ended December 31, 2020

Balance December 31, 2019		\$ 283,071.81
Increased by:		
Transfer from Taxes Receivable	\$ 50,030.65	
Interest and Costs from Tax Sale	<u>880.80</u>	<u>50,911.45</u>
Decreased by:		
Redeemed		<u>23,651.19</u>
Balance December 31, 2020		<u><u>\$ 310,332.07</u></u>

TOWNSHIP OF HOPEWELL
Current Fund
Schedule of Revenue Accounts Receivable
For the Year Ended December 31, 2020

	Balance Dec. 31, 2019	Accrued in 2020	Collected By Treasurer	Balance Dec. 31, 2020
Alcoholic Beverage Licenses	\$ -	\$ 32,500.00	\$ 32,500.00	\$ -
Fees and Permits	-	367,279.95	367,279.95	-
Municipal Court - Fines and Costs	17,298.19	117,972.83	135,271.02	-
Interest and Costs on Taxes	-	268,862.92	268,862.92	-
Payment in Lieu of Taxes	-	91,314.44	91,314.44	-
Interest Earned on Investments and Deposits	-	186,113.99	186,113.99	-
Franchise Fees	-	249,095.51	249,095.51	-
CHS Settlement Agreement	-	382,267.00	382,267.00	-
Energy Receipts Tax	-	1,601,562.99	1,601,562.99	-
Garden State Trust Fund	-	32,594.00	32,594.00	-
Interlocal Police Services	-	440,364.00	440,364.00	-
Interlocal Police Dispatch Services	-	2,340.00	2,340.00	-
Interlocal Alliance Services	-	74,727.77	74,727.77	-
Interlocal Senior Services	-	10,000.00	10,000.00	-
Reserve for Debt Service	-	296,277.42	296,277.42	-
SREC's	-	8,491.10	8,491.10	-
Cell Tower	-	6,390.00	6,390.00	-
	-	-	-	-
Total	<u><u>\$ 17,298.19</u></u>	<u><u>\$ 4,168,153.92</u></u>	<u><u>\$ 4,185,452.11</u></u>	<u><u>\$ -</u></u>

Township of Hopewell
Appropriation Reserves - Current Fund
For the Year Then Ended December 31, 2020

	Balance December 31, 2019				
	Appropriation Reserve	Balance after Transfers	Reserve for Encumbrances	Paid or Charged	Balance Lapsed
Salaries and Wages - Within Caps					
Governing Body	\$ 2.25	\$ 2.25	\$ -	\$ -	\$ 2.25
Administrator's Office	3,638.04	3,638.04		603.23	3,034.81
Clerk's Office	900.37	900.37			900.37
Financial Administration	0.05	0.05			0.05
Assessment of Taxes	3,450.62	3,450.62			3,450.62
Collection of Taxes					-
Legal Services and Costs	977.29	977.29			977.29
Public Buildings and Grounds	370.81	370.81			370.81
Fleet Maintenance	5,053.39	5,053.39			5,053.39
Police	67,497.15	67,497.15		15,166.56	52,330.59
Community Development	3,645.93	3,645.93			3,645.93
Road Repair & Maintenance	17,602.92	2,602.92			2,602.92
Board of Health	779.87	3,279.87			3,279.87
Municipal Court	755.49	755.49			755.49
Recreation	4,814.80	4,814.80			4,814.80
Senior Services	2,319.09	2,319.09			2,319.09
Subtotal	111,808.07	99,308.07	-	15,769.79	83,538.28
Other Expenses - Within Caps					
Administrative & Executive:					
Governing Body	29.65	29.65	2,470.35		2,500.00
Administrator's Office	11,557.34	1,257.34	13,219.62	3,094.78	11,382.18
Clerk's Office			2,565.05	2,565.05	-
Financial Administration	1,239.26	1,239.26	75.00	656.00	658.26
Assessment of Taxes	679.25	679.25	12,142.70	8,912.25	3,909.70
Collection of Taxes	1,582.29	1,582.29	540.00		2,122.29
Engineering			3,869.91	2,451.00	1,418.91
Legal Services and Costs	409.76	18,048.98	89,102.49	52,836.50	54,314.97
Public Buildings and Grounds	14,113.14	14,113.14	8,708.42	6,722.55	16,099.01
Fleet Maintenance	1,075.25	1,075.25	18,968.93	9,825.98	10,218.20
Parks & Maintenance	522.44	522.44	6,633.66	4,568.80	2,587.30
Environmental Commission	4,624.30	4,624.30	75.00	3,695.00	1,004.30
Insurance					
Medical Insurance	21,356.85	10,717.63	740.99	940.99	10,517.63
Health Benefit Waiver	98.43	98.43			98.43
Police	446.39	446.39	29,306.58	28,160.88	1,592.09
Community Development	1,090.41	1,090.41	5,943.62	1,017.75	6,016.28
Road Repair & Maintenance	11,386.18	11,386.18	96,267.46	57,305.58	50,348.06
Sanitation	75.12	3,375.12	8,531.07	11,906.08	0.11
Board of Health	8,052.33	8,052.33	5,155.24	1,059.25	12,148.32
Historic Preservation Committee	780.00	780.00	100.00		880.00
Municipal Court	1,933.55	1,933.55	630.73	535.09	2,029.19
Public Defender	4,245.17	4,245.17	1,942.50	1,942.50	4,245.17
Recreation	199.00	199.00		175.00	24.00
Senior Services	559.48	559.48	356.03	299.21	616.30
Utilities:					
Street Lighting	22,725.89	20,425.89	9,801.13	23,359.04	6,867.98
Utilities	9,170.31	27,470.31	8,663.73	33,712.31	2,421.73
Telephone	17,310.38	1,310.38	1,265.78	2,285.50	290.66
Motor Fuels	20,072.53	20,072.53	26,350.00	26,905.40	19,517.13
Disability Insurance	1,444.40	1,444.40			1,444.40
Subtotal	156,779.10	156,779.10	353,425.99	284,932.49	225,272.60
Statutory Expenditures - Within Caps					
Public Employees' Retirement System					-
Defined Contribution Retirement Program	1,250.00	1,250.00		610.40	639.60
Social Security System	96.64	12,596.64		38.41	12,558.23
Subtotal	1,346.64	13,846.64	-	648.81	13,197.83
Other Expenses - Excluded from Caps					
Recycling Tonnage Tax	770.20	770.20			770.20
Municipal Alliance					
Hopewell Borough	1,170.00	1,170.00			1,170.00
Pennington Borough	1,500.00	1,500.00			1,500.00
Interlocal Police	295.06	295.06			295.06
Subtotal	3,735.26	3,735.26	-	-	3,735.26
Capital Improvements-Excluded from Caps					
Vehicles			10,373.00	10,373.00	-
Subtotal	-	-	10,373.00	10,373.00	-
Grand Total	\$ 273,669.07	\$ 273,669.07	\$ 363,798.99	\$ 311,724.09	\$ 325,743.97
			Cash Disbursed	\$ 311,724.09	
			Accounts Payable		
			Total	<u>\$ 311,724.09</u>	

TOWNSHIP OF HOPEWELL
Current Fund
Schedule of Prepaid Taxes
For the Year Ended December 31, 2020

Balance December 31, 2019	\$ 974,660.11
Increased by:	
Collected	<u>993,249.38</u>
Subtotal	1,967,909.49
Decreased by:	
Applied to 2020 Taxes	<u>974,660.11</u>
Balance December 31, 2020	<u><u>\$ 993,249.38</u></u>

Schedule of Tax Overpayments
For the Year Ended December 31, 2020

Balance December 31, 2019		\$ 88,637.96
Increased by:		
Collected	\$ 103,546.31	
Created from Appeals	<u>17,553.48</u>	<u>121,099.79</u>
Subtotal		209,737.75
Decreased by:		
Refunded	58,461.50	
Applied to 2020 Taxes	94,024.61	
Canceled	<u>341.21</u>	<u>152,827.32</u>
Balance December 31, 2020		<u><u>\$ 56,910.43</u></u>

TOWNSHIP OF HOPEWELL
Current Fund
Schedule of Reserve for Tax Appeals Pending
For the Year Ended December 31, 2020

Balance December 31, 2020 and 2019	\$ 100,000.00
------------------------------------	---------------

EXHIBIT A-13

Schedule of Reserve for Revaluation
For the Year Ended December 31, 2020

Balance December 31, 2020 and 2019	\$ 12,353.25
------------------------------------	--------------

EXHIBIT A-14

Schedule of Reserve for Preparation of Master Plan
For the Year Ended December 31, 2020

Balance December 31, 2020 and 2019	\$ 26,842.72
------------------------------------	--------------

EXHIBIT A-15

Schedule of Reserve for Historic Building Repairs
For the Year Ended December 31, 2020

Balance December 31, 2020 and 2019	\$ 10,935.00
------------------------------------	--------------

TOWNSHIP OF HOPEWELL
Current Fund
Schedule of Due to/(from) State of New Jersey
for Senior Citizens and Veterans Deductions
For the Year Ended December 31, 2020

Balance December 31, 2019 - Due to/(from)		\$ 2,126.02
Increased by:		
Collected		87,565.07
Subtotal		<u>89,691.09</u>
Senior Citizen Deductions per Duplicate	\$ 6,750.00	
Veterans Deductions per Duplicate	82,250.00	
Senior Citizen Deductions and Veterans Deductions Allowed by Collector	<u>500.00</u>	
Subtotal	89,500.00	
Less:		
Senior Citizens Deductions Disallowed by Collector	277.40	
Prior Year Senior Citizens Deductions Disallowed by Collector	<u>1,250.00</u>	
Subtotal		<u>87,972.60</u>
Balance December 31, 2020 - Due to/(from)		<u><u>\$ 1,718.49</u></u>

Schedule of Due to State of New Jersey
for Marriage License Fees/Domestic Partnership Fees
For the Year Ended December 31, 2020

Balance December 31, 2019		\$ 150.00
Increased by:		
State Portion of 2020 Marriage Licenses Fees		<u>1,750.00</u>
Subtotal		1,900.00
Decreased by:		
Disbursed to State of New Jersey		<u>1,475.00</u>
Balance December 31, 2020		<u><u>\$ 425.00</u></u>

TOWNSHIP OF HOPEWELL
Current Fund
Schedule of County Taxes Payable
For the Year Ended December 31, 2020

Balance December 31, 2019	\$ 30,831.37
Increased by:	
2020 Levy:	
General County	\$ 24,113,785.97
Library Tax	2,443,301.77
County Open Space Preservation	1,043,757.03
Added and Omitted Taxes	<u>30,912.78</u>
	<u>27,631,757.55</u>
Subtotal	27,662,588.92
Decreased by:	
Disbursed to County of Mercer	<u>27,631,676.18</u>
Balance December 31, 2020	<u><u>\$ 30,912.74</u></u>

Schedule of Fire District Taxes Payable
For the Year Ended December 31, 2020

Balance December 31, 2019	\$ -
Increased by:	
2020 Levy	<u>3,966,616.00</u>
Subtotal	3,966,616.00
Decreased by:	
Disbursed to Hopewell Township Fire District No. 1	<u>3,966,616.00</u>
Balance December 31, 2020	<u><u>\$ -</u></u>

TOWNSHIP OF HOPEWELL
Current Fund
Schedule of Regional School Tax Payable
For the Year Ended December 31, 2020

Balance December 31, 2019	\$ -
Increased by:	
Levy - Calendar Year	<u>68,288,753.00</u>
Subtotal	68,288,753.00
Decreased by:	
Disbursed to Hopewell Valley Regional School District	<u>68,288,753.00</u>
Balance December 31, 2020	<u><u>\$ -</u></u>

Schedule of Municipal Open Space Tax Payable
For the Year Ended December 31, 2020

Balance December 31, 2019		\$ 1,288.65
Increased by:		
Levy - Calendar Year	\$ 1,190,724.00	
Added and Omitted Taxes	<u>1,307.46</u>	<u>1,192,031.46</u>
Subtotal		1,193,320.11
Decreased by:		
Disbursed to Open Space Trust Fund		<u>1,192,012.65</u>
Balance December 31, 2020		<u><u>\$ 1,307.46</u></u>

TOWNSHIP OF HOPEWELL
Federal and State Grant Fund
Schedule of Federal, State and Local Grants Receivable
For the Year Ended December 31, 2020

	Balance Dec. 31, 2019	Accrued	Received	Transfer from Unapprop. Res.	Canceled	Balance Dec. 31, 2020
Federal Grants:						
FEMA Generator	\$ 150,611.70	\$ -	\$ -	\$ -	\$ -	\$ 150,611.70
	150,611.70	-	-	-	-	150,611.70
State Grants:						
Body Armor Grant	-	3,018.04	3,018.04			-
Clean Communities Grant	-	51,749.70	51,749.70			-
DOT - Bull Run	427,100.00					427,100.00
DOT - Denow Rd	225,000.00				225,000.00	-
DOT - Federal City Road	68,750.00		68,750.00			-
DOT - Hopewell/Wertsville Phase II	70,875.00		70,875.00			-
DOT - Lawrence Hopewell Trail @ Bailey	56,250.00					56,250.00
DOT - Van Brunt	446,400.00					446,400.00
DOT - Scotch Road	600,000.00		377,784.85			222,215.15
DOT - Pennington Titusville Road		504,361.00				504,361.00
DVRPC - Mt Rose Distillery West	71,183.00		25,896.06			45,286.94
DVRPC - Mt Rose Distillery Construction	292,017.00					292,017.00
Green Team Sustainable NJ		2,000.00	2,000.00			
Historic Sites Committee	14,910.00	15,000.00	15,000.00			14,910.00
It pays to plug in - NJDEP	5,000.00					5,000.00
LHT Bikeway	87,500.00					87,500.00
NACCHO COVID-19	-	5,763.15	5,615.38		147.77	
NJACCHO COVID-19		18,047.00	18,047.00			
NJ Dept. of Environmental Protection	4,460.00					4,460.00
NJSADC Grant - Auer Farm		405,745.20	405,745.20			
Recycling Tonnage Grant	-	18,887.59		18,887.59		-
TAP - LHT Project	1,000,000.00					1,000,000.00
	3,369,445.00	1,024,571.68	1,044,481.23	18,887.59	225,147.77	3,105,500.09
Local Grants:						
Mercer County - Drug Alliance Program	41,250.22	44,133.00	18,772.70		25,334.00	41,276.52
	41,250.22	44,133.00	18,772.70	-	25,334.00	41,276.52
Total	\$ 3,561,306.92	\$ 1,068,704.68	\$ 1,063,253.93	\$ 18,887.59	\$ 250,481.77	\$ 3,297,388.31

TOWNSHIP OF HOPEWELL
Federal and State Grant Fund
Schedule of Reserve For Federal and State Grants - Unappropriated
For the Year Ended December 31, 2020

	<u>Balance Dec. 31, 2019</u>	<u>Federal and State Grants Received</u>	<u>Appropriated in Budget 2020</u>	<u>Canceled</u>	<u>Balance Dec. 31, 2020</u>
State Grants:					
Recycling Tonnage Grant	<u>\$ 18,887.59</u>	<u>\$ -</u>	<u>\$ 18,887.59</u>	<u>\$ -</u>	<u>\$ -</u>
Total State Grants	<u>18,887.59</u>	<u>-</u>	<u>18,887.59</u>	<u>-</u>	<u>-</u>
Total Unappropriated Reserves	<u><u>\$ 18,887.59</u></u>	<u><u>\$ -</u></u>	<u><u>\$ 18,887.59</u></u>	<u><u>\$ -</u></u>	<u><u>\$ -</u></u>

TOWNSHIP OF HOPEWELL
Federal and State Grant Fund
Schedule of Reserve For Federal, State and Local Grants - Appropriated
For the Year Ended December 31, 2020

	Balance Dec. 31, 2019	Transferred From 2020 Budget Appropriation	Appropriation by N.J.S.A. 40A:4-87	Expended	Cancelrd	Balance Dec. 31, 2020
Federal Grants:						
Compact Grant - Titusville Sidewalk	\$ 270.00	\$ -	\$ -	\$ -	\$ -	\$ 270.00
FEMA Grant Generator	180,103.70	-	-	-	-	180,103.70
Energy Efficiency and Conservation Block Grant - II	4,552.75					4,552.75
NJDOT TAP Grant - LHT Project	1,000,000.00					1,000,000.00
	<u>1,184,926.45</u>	<u>-</u>	<u>-</u>	<u>-</u>	<u>-</u>	<u>1,184,926.45</u>
State Grants:						
Body Armor Grant	3,229.96	3,018.04		6,248.00		-
Clean Air Cool Planet	1,744.07					1,744.07
Clean Communities Grant	507,341.89		51,749.70	6,983.09		552,108.50
Delaware River Green Partnership Grant	1,730.00					1,730.00
Design Guidelines	171.03					171.03
DOT - Bull Run	427,100.00			174,593.83		252,506.17
DOT - Denow Rd	163,782.40			163,782.40		-
DOT - Harb/Rocktown Road	3,632.87					3,632.87
DOT - LHT @ Bailey	225,000.00				225,000.00	-
DOT - Titus Mill Road	106.57				106.57	-
DOT - Titus Mill Road		504,361.00		20,923.00		483,438.00
DOT - Van Brunt	141,153.79			14,013.81		127,139.98
DOT - Scotch Road	600,000.00					600,000.00
Drunk Driving Enforcement Fund	14,940.71			2,623.69		12,317.02
Emergency Management Grant (Homeland Security)	2,226.00					2,226.00
Highway Traffic Safety Grant	631.07					631.07
Historic Sites Committee	22,410.00	15,000.00				37,410.00
It Pays to Plug In - NJDEP	14,400.00					14,400.00
Livable Communities Pilot Program - Smith's Crossing	2,500.00					2,500.00
Municipal Storm Water Management Phase I Grant	1,051.44					1,051.44
Municipal Stormwater Regulation Program	214.14					214.14
NJSADC Grant - Auer Farm			405,745.20	405,745.20		-
Pandemic Influenza Program	0.20					0.20
Pothole Repair Grant	2,576.84					2,576.84
Public Health Practice Standards Grant	48.14					48.14
Recycling Tonnage Grant	297.83	18,887.59		18,798.71		386.71
Route 31 Aggressive Driving	799.99					799.99
Soil Conservation-Community Forestry Mgmt.	1,500.00					1,500.00
State Forfeiture Funds	328.53					328.53
Sustainable NJ - Green Team	421.30		2,000.00	943.50		1,477.80
Sustainable NJ - Solar Challenge	268.38					268.38
Tobacco Age-of-Sale Grant	292.99					292.99
	<u>2,139,900.14</u>	<u>541,266.63</u>	<u>459,494.90</u>	<u>814,655.23</u>	<u>225,106.57</u>	<u>2,100,899.87</u>
Local Grants:						
ANJEC	860.00					860.00
BMS Water Main Surveying	9,123.10					9,123.10
Drainage Open Space Inventory	5,000.00					5,000.00
DVRPC - Mt Rose Distillery West	71,183.00			55,519.00		15,664.00
DVRPC - Mt Rose Distillery Construction	292,017.00					292,017.00
Harvest Fair I	4.06					4.06
Municipal Alliance on Alcoholism and Drug Abuse	37,766.29	40,294.00	3,839.00	7,230.38	25,334.00	49,334.91
NACCHO COVID-19		5,763.15		5,615.38	147.77	-
NJACCHO COVID-19			18,047.00	18,047.00		-
Ride Provide	150.00					150.00
	<u>416,103.45</u>	<u>46,057.15</u>	<u>21,886.00</u>	<u>86,411.76</u>	<u>25,481.77</u>	<u>372,153.07</u>
Total	<u>\$ 3,740,930.04</u>	<u>\$ 587,323.78</u>	<u>\$ 481,380.90</u>	<u>\$ 901,066.99</u>	<u>\$ 250,588.34</u>	<u>\$ 3,657,979.39</u>

TRUST FUND

TOWNSHIP OF HOPEWELL
Trust Fund
Schedule of Cash - Treasurer
For the Year Ended December 31, 2020

	<u>ANIMAL CONTROL</u>	<u>OTHER TRUST</u>
Balance December 31, 2019	\$ 26,581.10	\$ 6,758,222.47
Receipts:		
Dog License Clerk:		
2020 Budget Appropriation	83,400.00	-
Municipal Licenses	50,655.00	-
State Registration Fees	2,741.40	-
Miscellaneous	9,343.39	-
Due to Current Fund	386.21	42,033.25
Due from Current Fund	-	1,288.65
Due State UCC Fees	-	41,429.00
Exchange	-	124,747,807.03
FSA	-	9,883.58
Low Income Housing	-	100,476.77
Municipal Forfeiture	-	3.06
Open Space Trust	-	1,348,102.86
Net Payroll	-	8,849,664.52
Payroll Deductions Payable	-	4,071,040.08
Performance Guarantee	-	900.00
Planning Escrow Deposits	-	142,611.96
Plot Plan Escrow Fees	-	788.00
Recreation	-	225,167.20
Stream Corridor	-	150.00
Tax Collector Premium	-	534,562.21
Tax Title Lien	-	352,295.12
Unemployment Compensation	-	19,834.47
Other Trust:		
Allocated Escrow	-	30,840.00
American Chestnut Tree	-	100.00
Deer Management Task Force	-	3,920.00
Due to Exchange	-	1,217,841.81
Historic Book Sales	-	570.00
Municipal Alliance	-	4,784.82
Parking Adjudication	-	15.00
Police Found Money	-	124.00
Public Defender	-	4,686.00
Ride Provide	-	1,160.00
Security Deposit	-	2.82
Senior Services	-	12,696.78
Uniform Construction Code	-	385,872.24
Total Trust Other Funds	<u>146,526.00</u>	<u>142,150,651.23</u>
Total Forward	<u>173,107.10</u>	<u>148,908,873.70</u>

TOWNSHIP OF HOPEWELL
Trust Fund
Schedule of Cash - Treasurer
For the Year Ended December 31, 2020

	<u>ANIMAL CONTROL</u>	<u>OTHER TRUST</u>
Total Brought Forward	\$ 173,107.10	\$ 148,908,873.70
Disbursements:		
Expenditures Under RS4:19-15.11	124,813.75	-
Exchange	-	124,747,807.03
FSA	-	9,203.74
Low Income Housing	-	86,777.31
Open Space Trust	-	1,827,694.53
Net Payroll	-	8,849,664.55
Payroll Deductions Payable	-	4,071,040.08
Performance Guarantee	-	35,899.00
Planning Escrow Fees	-	117,354.68
Plot Plan Escrow Fees	-	2,586.00
Recreation	-	190,451.80
Redemption of Tax Title Lien	-	354,508.43
Tax Collector Premium	-	400,162.21
Unemployment Compensation	-	7,760.27
Other Trust:		
Allocated Escrow Fees	-	13,310.00
Deer Management Task Force	-	6,204.51
Due to Exchange	-	1,217,841.81
Mercer County JIF	-	10,463.25
Police Adjudication	-	693.42
Public Defender	-	4,767.50
Retirement Reserve	-	13,708.01
Ride Provide	-	3,291.50
Uniform Construction Code	-	551,421.82
Due to Current Fund	386.21	42,033.25
Due State UCC Fees	-	39,254.00
Due State Department of Health	354.00	-
Total Disbursements	125,553.96	142,603,898.70
Balance December 31, 2020	\$ 47,553.14	\$ 6,304,975.00

TOWNSHIP OF HOPEWELL**Trust Fund**Schedule of Reserve for Animal Control Fund Expenditures
For the Year Ended December 31, 2020

Balance December 31, 2019		\$ 26,227.10
Increased by:		
2020 License Collected	\$ 50,655.00	
2020 Budget Appropriation	83,400.00	
Miscellaneous	<u>9,343.39</u>	<u>143,398.39</u>
Total		169,625.49
Decreased by:		
Expenditures Under R.S. 4:19-15.11:		
Cash Disbursed		<u>124,813.75</u>
Balance December 31, 2020		<u><u>\$ 44,811.74</u></u>

LICENSE FEES COLLECTED

<u>Year</u>	<u>Amount</u>
2019	\$ 55,248.00
2018	<u>49,266.00</u>
	<u><u>\$ 104,514.00</u></u>

TOWNSHIP OF HOPEWELL
Trust - Other Funds
Schedule of Reserve Balances
For the Year Ended December 31, 2020

Account Title	Reserve Balance December 31, 2019	Revenues	Expenditures	Reserve Balance December 31, 2020
Reserve for Trust Other:				
Allocated Escrow Deposits	\$ 186,456.65	\$ 30,840.00	\$ 13,310.00	\$ 203,986.65
American Chestnut Tree	-	100.00	-	100.00
Background ID Check	6,645.50	-	-	6,645.50
Books Harts School House	15,000.00	-	-	15,000.00
Deer Management Task Force	5,640.82	3,920.00	6,204.51	3,356.31
DOT Reserve	7,444.72	-	-	7,444.72
Employee Safety Program	57.91	-	-	57.91
Federal Forfeiture	900.00	-	-	900.00
Green Team Lions	100.00	-	-	100.00
Historic Book Sales	255.75	570.00	-	825.75
Lovero	5,538.00	-	-	5,538.00
Lyme Disease Education	250.00	-	-	250.00
Mercer County JIF	34,485.72	-	10,463.25	24,022.47
Municipal Alliance	24,393.41	4,784.82	-	29,178.23
Parking Adjudication	787.03	15.00	693.42	108.61
Police Donations	950.23	-	-	950.23
Police Found Money	2,912.69	124.00	-	3,036.69
Public Defender	135.00	4,686.00	4,767.50	53.50
Reed Road Escrow	1,632.00	-	-	1,632.00
Retirement Reserve	13,708.01	-	13,708.01	-
Ride Provide	4,750.20	1,160.00	3,291.50	2,618.70
Security Deposits	6,490.97	2.82	-	6,493.79
Senior Services	-	12,696.78	-	12,696.78
Snow Removal	46,838.58	-	-	46,838.58
Special Escrow	103,538.38	-	-	103,538.38
Uniformed Construction Code	358,844.32	385,872.24	551,421.82	193,294.74
Reserve for Plot Plan Escrow	26,389.16	788.00	2,586.00	24,591.16
Reserve for FSA	8,787.16	9,883.58	9,203.74	9,467.00
Reserve for Planning	410,167.83	142,611.96	117,354.68	435,425.11
Reserve for Open Space Trust	3,487,286.32	1,349,410.32	1,827,694.53	3,009,002.11
Reserve for Low Income Housing	209,625.23	100,476.77	86,777.31	223,324.69
Reserve for Community Activities	208.60	-	-	208.60
Reserve for Municipal Forfeiture	6,966.43	3.06	-	6,969.49
Reserve for Off-Site Improvements	641,471.57	-	-	641,471.57
Reserve for Performance Guarantees	206,895.80	900.00	35,899.00	171,896.80
Reserve for Recreation	438,988.76	225,167.20	190,451.80	473,704.16
Reserve for Tax Sale Premium	419,000.00	534,562.21	400,162.21	553,400.00
Reserve for Tax Title Lien	-	354,508.43	354,508.43	-
Reserve for Unemployment Compensation	52,917.04	19,834.47	7,760.27	64,991.24
Reserve for Stream Corridor	600.00	150.00	-	750.00
Total	<u>\$ 6,737,059.79</u>	<u>\$ 3,183,067.66</u>	<u>\$ 3,636,257.98</u>	<u>\$ 6,283,869.47</u>

TOWNSHIP OF HOPEWELL
Trust - Other Funds
Schedule of Due to State of NJ - UCC Fees
For the Year Ended December 31, 2020

Balance December 31, 2019	\$ 8,270.00
Increased by:	
Cash Received	41,444.00
	<u>49,714.00</u>
Decreased by:	
Disbursements	39,269.00
	<u>39,269.00</u>
Balance December 31, 2020	<u><u>\$ 10,445.00</u></u>

Trust - Other Funds
Schedule of Payroll Deductions Payable
For the Year Ended December 31, 2020

Balance December 31, 2019	\$ 0.01
Increased by:	
Payroll deductions withheld	4,071,040.07
	<u>4,071,040.08</u>
Decreased by:	
Payroll deductions disbursed	4,071,040.08
	<u>4,071,040.08</u>
Balance December 31, 2020	<u><u>\$ -</u></u>

GENERAL CAPITAL FUND

TOWNSHIP OF HOPEWELL
General Capital Fund
Schedule of Cash - Treasurer
For the Year Ended December 31, 2020

Balance December 31, 2019		\$ 11,393,710.53
Receipts:		
Budget Appropriation - Capital Improvement Fund	\$ 254,721.00	
Due to Current Fund	112,500.61	
Bond Anticipation Notes	4,839,705.00	
Serial Bonds	17,370,000.00	
Premium on Sale of Serial Bonds	824,327.67	
Reserve for Debt Service	20.23	
	<hr/>	
Total Receipts		<hr/> 23,401,274.51
Subtotal		34,794,985.04
Disbursements:		
Improvement Authorizations	6,571,014.07	
Due to Current Fund - Budget Revenue	296,277.42	
Due to Current Fund	40,500.61	
	<hr/>	
Total Disbursements		<hr/> 6,907,792.10
Balance December 31, 2020		<hr/> <hr/> \$ 27,887,192.94

TOWNSHIP OF HOPEWELL**General Capital Fund**

Analysis of General Capital Cash and Investments
For the Year Ended December 31, 2020

Fund Balance		\$ 2,445,294.11
Capital Improvement Fund		1,898.90
Reserve for Payment of Debt		2,167,208.31
Due to Current Fund		72,000.00
Serial Bond Proceeds Held to Pay Bond Anticipation Notes		17,370,000.00
Improvement Authorizations:		
Ordinance		
Number		
08-1425/1431	Various Capital Improvements	7,390.97
10-1493	Village of Titusville Sidewalks	1,509.50
13-1576	Various Capital Improvements	100,000.00
13-1586	Construction of Trails for the Lawrence Hopewell Trail System	390,388.00
14-1596	Various Capital Improvements	109,841.36
16-1630	Various Capital Improvements	3.64
17-1662	Various Capital Improvements	87,613.07
18-1692/20-1737	Various Capital Improvements	798,565.60
19-1712/20-1737	Various Capital Improvements	1,556,957.99
19-1713	Planning and Design Pond Dredging	(69,800.95)
20-1725/20-1737	Various Capital Improvements	2,848,322.44
Total		<u>\$ 27,887,192.94</u>

TOWNSHIP OF HOPEWELL
General Capital Fund
Statement of Deferred Charges To Future Taxation - Funded
For the Year Ended December 31, 2020

Balance December 31, 2019		\$ 45,893,175.70
Increased by:		
Refunding Bonds Issued	\$ 648,000.00	
Serial Bonds Issued	<u>17,370,000.00</u>	<u>18,018,000.00</u>
		63,911,175.70
Decreased by:		
2020 Budget Appropriations:		
Serial Bond Payments	\$ 4,610,000.00	
Green Trust Loan Payment	<u>44,595.75</u>	<u>4,654,595.75</u>
Balance December 31, 2020		<u><u>\$ 59,256,579.95</u></u>

TOWNSHIP OF HOPEWELL
General Capital Fund
Schedule of Deferred Charges to Future Taxation - Unfunded
For the Year Ended December 31, 2020

Ordinance Number	Improvement Description	Balance Dec. 31, 2019	2020 Authorizations	Transferred to Deferred Taxation Funded	Notes Paid By Current Budget Appropriation	Balance Dec. 31, 2020	ANALYSIS OF BALANCE		
							Funded by Bond Anticipation Notes	Expenditures	Unexpended Improvement Authorizations
11-1523	Preliminary Planning Pennytown	\$ 185,750.00	\$ -	177,129.00	8,621.00	\$ -	\$ -	\$ -	\$ -
15-1610	Various Capital Improvements	686,797.00		632,770.00	54,027.00	-			
16-1630	Various Capital Improvements	3,891,773.00		3,632,803.00	258,970.00	-			
17-1662	Various Capital Improvements	555,148.00		551,956.00	3,192.00	-			
18-1692/20-1737	Various Capital Improvements	3,299,383.00		3,287,141.00	12,242.00	-			
19-1712/20-1737	Various Capital Improvements	4,384,486.00		4,249,185.00	135,301.00	-			
19-1713	Planning and Design Expenses for Pennytown Pond Dredging	120,000.00				120,000.00		69,800.95	50,199.05
20-1725/20-1737	Various Capital Improvements		4,839,705.00	4,839,016.00		689.00			689.00
	Total	<u>\$ 13,123,337.00</u>	<u>\$ 4,839,705.00</u>	<u>\$ 17,370,000.00</u>	<u>\$ 472,353.00</u>	<u>\$ 120,689.00</u>	<u>\$ -</u>	<u>\$ 69,800.95</u>	<u>\$ 50,888.05</u>
Improvement Authorizations Unfunded									<u>\$ 50,888.05</u>

Township of Hopewell
General Capital Fund
Schedule of General Serial Bonds
For the Year Ended December 31, 2020

Purpose	Date of Issue	Original Issue	Maturity of Bonds Outstanding		Interest Rate	Balance December 31, 2019	Increased	Decreased	Balance December 31, 2020
			Date	Amount					
Refunding Bonds of 2009	10/1/2009	\$ 4,700,000.00				\$ 480,000.00	\$ -	\$ 480,000.00	\$ -
General Obligation Bonds of 2010	2/15/2010	24,422,000.00				1,400,000.00		1,400,000.00	-
Refunding Bonds	12/21/2017	12,500,000.00	2/15/2021	\$ 1,375,000.00	2.00%	12,370,000.00			12,370,000.00
			2/15/2022	1,365,000.00	3.00%				
			2/15/2023	1,465,000.00	3.00%				
			2/15/2024	1,485,000.00	3.00%				
			2/15/2025	1,520,000.00	3.00%				
			2/15/2026	1,520,000.00	4.00%				
			2/15/2027	1,620,000.00	4.00%				
			2/15/2028	680,000.00	4.00%				
			2/15/2029	680,000.00	4.00%				
			2/15/2030	660,000.00	4.00%				
Refunding Bonds of 2014	10/1/2017	9,380,000.00	10/01/20	900,000.00	4.000%	6,765,000.00		900,000.00	5,865,000.00
			10/01/20	950,000.00	4.000%				
			10/01/20	945,000.00	4.000%				
			10/01/20	945,000.00	4.000%				
			10/01/20	1,035,000.00	5.000%				
			10/01/20	1,040,000.00	5.000%				
			10/01/20	950,000.00	5.000%				
General Obligation Bonds of 2014	02/01/15	25,013,000.00	2/1/2021	1,860,000.00	5.000%	18,713,000.00		12,562,000.00	6,151,000.00
			2/1/2022	1,895,000.00	5.000%				
			2/1/2023	1,200,000.00	3.000%				
			2/1/2024	1,196,000.00	3.000%				
Balance Forward						<u>\$ 39,728,000.00</u>	<u>\$ -</u>	<u>\$ 15,342,000.00</u>	<u>\$ 24,386,000.00</u>

Township of Hopewell
General Capital Fund
Schedule of General Serial Bonds
For the Year Ended December 31, 2020

Purpose	Date of Issue	Original Issue	Maturity of Bonds Outstanding		Interest Rate	Balance	Increased	Decreased	Balance	
			Date	Amount		December 31, 2019			December 31, 2020	
Balance Brought Forward						\$ 39,728,000.00	\$ -	\$ 15,342,000.00	\$ 24,386,000.00	
General Obligation Bonds of 2015	04/09/15	\$ 7,492,000.00	4/1/2021	\$ 430,000.00	5.000%	6,052,000.00		400,000.00	5,652,000.00	
			4/1/2022	430,000.00	5.000%					
			4/1/2023	430,000.00	3.000%					
			4/1/2024	430,000.00	3.000%					
			4/1/2025	455,000.00	3.000%					
			4/1/2026	480,000.00	3.000%					
			4/1/2027	500,000.00	3.000%					
			4/1/2028	500,000.00	3.000%					
			4/1/2029	500,000.00	3.250%					
			4/1/2030	500,000.00	3.250%					
			4/1/2031	500,000.00	3.500%					
			4/1/2032	497,000.00	3.500%					
Refunding Bonds of 2020	12/30/2020	11,780,000.00	2/1/2021	190,000.00	0.249%		11,780,000.00		11,780,000.00	
			2/1/2022	120,000.00	0.353%					
			2/1/2023	845,000.00	0.505%					
			2/1/2024	850,000.00	0.757%					
			2/1/2025	835,000.00	0.907%					
			2/1/2026	865,000.00	1.128%					
			2/1/2027	900,000.00	1.278%					
			2/1/2028	925,000.00	1.593%					
			2/1/2029	960,000.00	1.693%					
			2/1/2030	1,030,000.00	1.793%					
			2/1/2031	1,095,000.00	1.893%					
			2/1/2032	1,075,000.00	1.993%					
			2/1/2033	1,060,000.00	2.093%					
			2/1/2034	1,030,000.00	2.143%					
General Improvement Bonds of 2020	11/12/2020	17,370,000.00	2/1/2021	1,075,000.00	2.00%		17,370,000.00		17,370,000.00	
			2/1/2022	1,130,000.00	2.00%					
			2/1/2023	1,130,000.00	2.00%					
			2/1/2024	1,135,000.00	2.00%					
			2/1/2025	2,150,000.00	2.00%					
			2/1/2026	2,150,000.00	2.00%					
			2/1/2027	2,150,000.00	2.00%					
			2/1/2028	2,150,000.00	2.00%					
			2/1/2029	2,150,000.00	2.00%					
			2/1/2030	2,150,000.00	2.00%					
						\$ 45,780,000.00	\$ 29,150,000.00	\$ 15,742,000.00	\$ 59,188,000.00	

TOWNSHIP OF HOPEWELL
General Capital Fund
Schedule of Bond Anticipation Notes
For the Year Ended December 31, 2020

Ordinance Number	Improvement Description	Date of Issue of Original Note	Date of Issue	Date of Maturity	Interest Rate	Balance Dec. 31, 2019	Increased	Decreased	Balance Dec. 31, 2020
11-1523	Pennytown/Kooltronics/Marshalls Corner	01/19/12	04/05/18	04/03/20	2.50%	\$ 185,750.00	\$ -	\$ 185,750.00	\$ -
11-1523	Pennytown/Kooltronics/Marshalls Corner	01/19/12	04/01/20	01/18/21	1.00%		177,129.00	-	177,129.00
15-1610	Various Capital Improvements	7/23/2015	04/05/18	04/03/20	2.50%	686,797.00	-	686,797.00	-
15-1610	Various Capital Improvements	7/23/2015	04/01/20	01/18/21	1.00%		632,770.00	-	632,770.00
16-1630	Various Capital Improvements	07/16/16	04/05/18	04/03/20	2.50%	3,891,773.00	-	3,891,773.00	-
16-1630	Various Capital Improvements	07/16/16	04/01/20	01/18/21	1.00%		3,632,803.00	-	3,632,803.00
17-1662	Various Capital Improvements	04/05/18	04/05/18	04/03/20	2.50%	555,148.00	-	555,148.00	-
17-1662	Various Capital Improvements	04/05/18	04/01/20	01/18/21	1.00%		551,956.00	-	551,956.00
18-1692	Various Capital Improvements	06/07/18	06/07/18	04/03/20	2.50%	3,299,383.00	-	3,299,383.00	-
18-1692	Various Capital Improvements	06/07/18	04/01/20	01/18/21	1.00%		3,287,141.00	-	3,287,141.00
19-1712	Various Capital Improvements	04/01/20	08/01/19	04/03/20	2.00%	4,384,486.00		4,384,486.00	-
19-1712	Various Capital Improvements	04/01/20	04/01/20	01/18/21	1.00%		4,249,185.00		4,249,185.00
20-1725	Various Capital Improvements	04/01/20	04/01/20	01/28/21	1.00%		4,839,705.00		4,839,705.00
						<u>\$ 13,003,337.00</u>	<u>\$ 17,370,689.00</u>	<u>\$ 13,003,337.00</u>	<u>\$ 17,370,689.00</u>
Issued for Cash							\$ 4,839,705.00	\$ -	
Paid by Current Fund Budget Appropriation							-	472,353.00	
Renewals							<u>12,530,984.00</u>	<u>12,530,984.00</u>	
Total							<u>\$ 17,370,689.00</u>	<u>\$ 13,003,337.00</u>	

TOWNSHIP OF HOPEWELL
General Capital Fund
Schedule of Green Trust Loan Payable
For the Year Ended December 31, 2020

Balance December 31, 2019	\$ 113,175.70
Decreased by:	
Payment of Principal	<u>44,595.75</u>
Balance December 31, 2020	<u><u>\$ 68,579.95</u></u>

TOWNSHIP OF HOPEWELL
General Capital Fund
Schedule of Improvement Authorizations
For the Year Ended December 31, 2020

Ordinance Number	Improvement Description	Date	Ordinance Amount	2020 Authorizations						
				Balance December 31, 2019		Deferred Charges To Future Taxation - Unfunded	Capital Improvement Fund	Paid or Charged	Balance December 31, 2020	
				Funded	Unfunded				Funded	Unfunded
08-1425/1431	Various Capital Improvements	04/14/08	5,359,172.66	\$ 20,000.01	\$ -	\$ -	\$ -	\$ 12,609.04	\$ 7,390.97	\$ -
10-1493	Village of Titusville Sidewalks	08/23/10	331,222.00	1,509.50	-				1,509.50	-
13-1576	Various Capital Improvements	04/22/13	2,629,578.00	100,000.00	-				100,000.00	-
13-1586	Construction of Trails for the Lawrence Hopewell Trail System	11/12/13	400,000.00	390,388.00	-				390,388.00	-
14-1596	Various Capital Improvements	03/24/14	2,951,016.00	112,183.36	-			2,342.00	109,841.36	-
16-1630	Various Capital Improvements	05/24/16	4,498,680.00	-	470,674.59			470,670.95	3.64	-
17-1662	Various Capital Improvements	06/26/17	610,121.56	-	101,906.07			14,293.00	87,613.07	-
18-1692/ 20-1737	Various Capital Improvements	4/23/2018/ 11/23/20	3,581,887.00	-	1,888,394.24			1,089,828.64	798,565.60	-
19-1712/ 20-1737	Various Capital Improvements	6/17/2019/ 11/23/20	4,615,249.00	-	4,258,970.08			2,702,012.09	1,556,957.99	-
19-1713	Planning and Design Pond Dredging	06/17/19	120,000.00	-	83,353.84			33,154.79		50,199.05
20-1725/ 20-1737	Various Capital Improvements	2/18/2020/ 11/23/20	5,094,426.00			4,839,705.00	254,721.00	2,246,103.56	2,847,633.44	689.00
Total				<u>\$ 624,080.87</u>	<u>\$ 6,803,298.82</u>	<u>\$ 4,839,705.00</u>	<u>\$ 254,721.00</u>	<u>\$ 6,571,014.07</u>	<u>\$ 5,899,903.57</u>	<u>\$ 50,888.05</u>
Paid or Charged:										
Cash Disbursed								<u>\$ 6,571,014.07</u>		

TOWNSHIP OF HOPEWELL
General Capital Fund
Schedule of Capital Improvement Fund
For the Year Ended December 31, 2020

Balance December 31, 2019	\$ 1,898.90
Increased by:	
2020 Current Budget Appropriation	<u>254,721.00</u>
Subtotal	256,619.90
Decreased by:	
Appropriated to Finance Improvement Authorizations	<u>254,721.00</u>
Balance December 31, 2020	<u><u>\$ 1,898.90</u></u>

TOWNSHIP OF HOPEWELL
General Capital Fund
Statement of Bonds and Notes Authorized But Not Issued
For the Year Ended December 31, 2020

<u>Ordinance Number</u>	<u>Improvement Description</u>	<u>Balance Dec. 31, 2019</u>	<u>2020 Authorizations</u>	<u>Serial Bonds Issued</u>	<u>Canceled</u>	<u>Balance Dec. 31, 2020</u>
19-1713	Planning and Design Pond Dredging	\$ 120,000.00	\$ -	\$ -	\$ -	\$ 120,000.00
20-1725	Various Capital Improvements		4,839,705.00	4,839,705.00		
	Total	<u>\$ 120,000.00</u>	<u>\$ 4,839,705.00</u>	<u>\$ 4,839,705.00</u>	<u>\$ -</u>	<u>\$ 120,000.00</u>

WATER UTILITY FUND

TOWNSHIP OF HOPEWELL
Water Utility Operating Fund
Schedule of Cash - Treasurer
For the Year Ended December 31, 2020

	<u>OPERATING</u>	<u>CAPITAL</u>
Balance December 31, 2019	\$ 203,976.06	\$ 73,033.88
Receipts:		
Consumer Accounts Receivable	\$ 72,580.99	
Water Rent Overpayments	32.50	
Prepaid Water Rents	136.90	
Interest on Investments	2,690.72	
Miscellaneous Revenue	286.21	
Current Fund Budget Appropriation	3,944.20	
Contra - Budget Refunds	<u>291.48</u>	
Total Receipts	<u>79,963.00</u>	<u>-</u>
Subtotal	283,939.06	73,033.88
Disbursements:		
2020 Appropriations	40,295.49	
2019 Appropriation Reserves	2,233.62	
Interest on Bonds and Notes	1,687.50	
Contra - Budget Refunds	<u>291.48</u>	
Total Disbursements	<u>44,508.09</u>	<u>-</u>
Balance December 31, 2020	<u><u>\$ 239,430.97</u></u>	<u><u>\$ 73,033.88</u></u>

TOWNSHIP OF HOPEWELL
Water Utility Capital Fund
Analysis of Cash - Capital Fund
At December 31, 2020

Fund Balance	\$ 14,682.83
Reserve for Amortization	58,351.05
	<hr/>
Total	<u><u>\$ 73,033.88</u></u>

TOWNSHIP OF HOPEWELL
Water Utility Operating Fund
Statement of Consumer Accounts Receivable
For the Year Ended December 31, 2020

Balance December 31, 2019		\$	1,737.52
Increased by:			
2020 Billing			<u>74,485.52</u>
Total			76,223.04
Decreased by:			
Collections	\$	72,580.99	
Overpayments Applied		256.57	
Prepays Applied		<u>58.70</u>	<u>72,896.26</u>
Balance December 31, 2020		\$	<u><u>3,326.78</u></u>

TOWNSHIP OF HOPEWELL
Water Utility Capital Fund
Schedule of Fixed Capital
At December 31, 2020

Ordinance Number	Improvement Description	Balance Dec. 31, 2019	Additions Ordinance	Balance Dec. 31, 2020
93-950	Construction of Pumping Station McConkey Way	\$ 176,704.30	\$ -	\$ 176,704.30
97-1065	Various Capital Improvements	15,137.00		15,137.00
01-1253	Various Capital Improvements	11,400.00		11,400.00
02-1253	Various Capital Improvements	27,263.04		27,263.04
03-1281	Various Capital Improvements	3,251.33		3,251.33
04-1322	Various Capital Improvements	49,805.26		49,805.26
05-1336	Various Capital Improvements	7,859.40		7,859.40
07-1396	Improvements to Water Utility	10,500.00		10,500.00
11-1532	Repairs to Washington Crossing Estates Water Utility	9,620.00		9,620.00
13-1575	Painting of the WCE Tank	49,908.50		49,908.50
	Total	<u>\$ 361,448.83</u>	<u>\$ -</u>	<u>\$ 361,448.83</u>

TOWNSHIP OF HOPEWELL
Water Utility Operating Fund
Statement of 2019 Appropriation Reserves
For the Year Ended December 31, 2020

	Balance <u>Dec. 31, 2019</u>	Balance After <u>Transfers</u>	Reserve for <u>Encumbrances</u>	Paid or <u>Charged</u>	Balance <u>Lapsed</u>
Operating:					
Salaries and Wages	\$ 1,362.94	\$ 1,362.94	\$ -	\$ -	\$ 1,362.94
Other Expenses	5,125.71	5,125.71	4,782.53	2,233.62	7,674.62
Statutory Expenditures:					
Social Security	<u>224.54</u>	<u>224.54</u>	<u>-</u>		<u>224.54</u>
Total	<u>\$ 6,713.19</u>	<u>\$ 6,713.19</u>	<u>\$ 4,782.53</u>	<u>\$ 2,233.62</u>	<u>\$ 9,262.10</u>
 Paid or Charged:					
Cash Disbursed				<u>\$ 2,233.62</u>	

TOWNSHIP OF HOPEWELL
Water Utility Operating Fund
Schedule of Accrued Interest on Bonds and Notes
and Analysis of Balance
For the Year Ended December 31, 2020

Balance December 31, 2019		\$ 421.88
Increased By:		
Budget Appropriation for:		
Interest on Bonds	\$ 1,633.50	
Interest on Notes	-	1,633.50
	<hr/>	<hr/>
Subtotal		2,055.38
Decreased By:		
Interest Paid on Bonds	1,687.50	
Interest Paid on Notes	-	1,687.50
	<hr/>	<hr/>
Balance December 31, 2020		<u><u>\$ 367.88</u></u>

Analysis of Accrued Interest, December 31, 2020

<u>Principal Outstanding</u> <u>December 31, 2020</u>	<u>Interest</u> <u>Rate</u>	<u>From</u>	<u>To</u>	<u>Amount</u>
<u>Serial Bonds:</u>				
\$ 29,150.00	Various	10/1/2020	12/31/2020	367.88
<u>Bond Anticipation Note:</u>				
\$ -				<hr/>
Total				<u><u>\$ 367.88</u></u>

TOWNSHIP OF HOPEWELL
Water Utility Capital Fund
Schedule of Serial Bonds
For the Year Ended December 31, 2020

<u>Purpose</u>	<u>Date of Issue</u>	<u>Original Issue</u>	<u>Date</u>	<u>Amount</u>	<u>Interest Rate</u>	<u>Balance Dec. 31, 2019</u>	<u>Increased</u>	<u>Decreased</u>	<u>Balance Dec. 31, 2020</u>
2014 Refunding Bonds	06/05/14	\$ 48,500.00	10/01/21	\$ 4,950.00	4.00%	\$ 34,550.00	\$ -	\$ 5,400.00	\$ 29,150.00
			10/01/22	4,950.00	4.00%				
			10/01/23	4,950.00	4.00%				
			10/01/24	5,850.00	5.00%				
			10/01/25	5,850.00	5.00%				
			10/1/2026	2,600.00	5.00%				
Total						<u>\$ 34,550.00</u>	<u>\$ -</u>	<u>\$ 5,400.00</u>	<u>\$ 29,150.00</u>

TOWNSHIP OF HOPEWELL
Water Utility Capital Fund
Schedule of Capital Improvement Fund
For the Year Ended December 31, 2020

Balance December 31, 2019 and 2020	<u>\$ 58,351.05</u>
------------------------------------	---------------------

Water Utility Capital Fund
Schedule of Reserve for Amortization
For the Year Ended December 31, 2020

Balance December 31, 2019	\$ 326,898.83
Increased by:	
Payment of Serial Bonds	<u>5,400.00</u>
Balance December 31, 2020	<u>\$ 332,298.83</u>

SEWER UTILITY FUND

TOWNSHIP OF HOPEWELL
ELSA Sewer Utility Operating Fund
Schedule of Cash - Treasurer
For the Year Ended December 31, 2020

Balance December 31, 2019		\$ 770,154.96
Receipts:		
Consumer Accounts Receivable	\$ 756,687.33	
Sewer Rent Overpayments	12,825.78	
Prepaid Sewer Rents	-	
Interest on Investments	7,284.92	
Budget Refunds	607.36	
Miscellaneous Revenue Not Anticipated	<u>2,960.05</u>	
Total Receipts		<u>780,365.44</u>
Subtotal		1,550,520.40
Disbursements:		
2020 Appropriations	934,273.10	
Reserve for Encumbrances	6,990.38	
Interest on Bonds and Notes	15,997.39	
Refund of Overpayments	<u>93.94</u>	
Total Disbursements		<u>957,354.81</u>
Balance December 31, 2020		<u><u>\$ 593,165.59</u></u>

TOWNSHIP OF HOPEWELL
SBRSA Sewer Utility Operating Fund
Schedule of Cash - Treasurer
For the Year Ended December 31, 2020

Balance December 31, 2019		\$ 368,940.16
Receipts:		
Consumer Accounts Receivable	\$ 325,949.04	
Sewer Rent Overpayments	412.87	
Prepaid Sewer Rents	5,109.05	
Interest on Investments	4,290.26	
Miscellaneous Revenue Not Anticipated	1,067.45	
Budget Refunds	<u>303.68</u>	
Total Receipts		<u>337,132.35</u>
Subtotal		706,072.51
Disbursements:		
2020 Appropriations	353,851.59	
Reserve for Encumbrances	3,590.50	
Interest on Bonds and Notes	<u>26,080.15</u>	
Total Disbursements		<u>383,522.24</u>
Balance December 31, 2020		<u><u>\$ 322,550.27</u></u>

TOWNSHIP OF HOPEWELL
Sewer Utility Capital Funds
Schedule of Cash - Treasurer
For the Year Ended December 31, 2020

Balance December 31, 2019		\$ 236,874.82
Receipts:		
Interest on Investments - Due Sewer Operating	\$ 2,133.65	
Bond Anticipation Note	196,120.00	
Bond Sale	196,000.00	
Reserve for Debt - Bond Premium	<u>10,012.08</u>	
Total Receipts		<u>404,265.73</u>
Subtotal		641,140.55
Disbursements:		
Improvement Authorizations	34,244.45	
Bond Anticipation Note	196,120.00	
Due Sewer Operating	<u>2,133.65</u>	
Total Disbursements		<u>232,498.10</u>
Balance December 31, 2020		<u><u>\$ 408,642.45</u></u>

TOWNSHIP OF HOPEWELL
Sewer Utility Capital Fund
 Analysis of Cash - Capital Fund
 at December 31, 2020

Fund Balance		\$ 95,163.07
Capital Improvement Fund		400.00
Reserve for Debt Service		16,731.49
Serial Bond Proceeds Held to Pay Bond Anticipation Notes		196,000.00
Improvement Authorizations:		
Ordinance		
<u>Number</u>		
03-1280	Various Capital Improvements	3,000.00
07-1394	Various Capital Improvements	91,488.53
14-1595	Various Improvements to the Sewer Utilities	48,279.37
16-1629	Various Improvements to the Sewer Utilities	3,215.49
17-1661	Replacement of Pump	98.55
19-1706	Planning & Design Costs - Princeton Farms	(91,880.65)
19-1707	Engineering & Design - Princeton Farms	(458.40)
19-1711/20-1731	Acquisition and Installation of Fans - Brandon Farms	46,605.00
		<hr/>
Total		<u><u>\$ 408,642.45</u></u>

TOWNSHIP OF HOPEWELL
ELSA Sewer Utility Operating Fund
Statement of Consumer Accounts Receivable
For the Year Ended December 31, 2020

Balance December 31, 2019		\$ 52,715.15
Increased by:		
2020 Billing		<u>977,570.77</u>
Total		1,030,285.92
Decreased by:		
Collections	\$ 756,687.33	
Prepaid Applied	-	
Overpayments Applied	<u>2,046.92</u>	<u>758,734.25</u>
Balance December 31, 2020		<u><u>\$ 271,551.67</u></u>

TOWNSHIP OF HOPEWELL
SBRSA Sewer Utility Operating Fund
Statement of Consumer Accounts Receivable
For the Year Ended December 31, 2020

Balance December 31, 2019		\$	6,110.69
Increased by:			
2020 Billing			<u>337,368.20</u>
Total			343,478.89
Decreased by:			
Collections	\$	331,470.96	
Prepaid Applied		2,170.59	
Overpayments Applied		<u>408.35</u>	<u>334,049.90</u>
Balance December 31, 2020		\$	<u><u>9,428.99</u></u>

TOWNSHIP OF HOPEWELL
Sewer Utility Capital Fund
Schedule of Fixed Capital
For the Year Ended December 31, 2020

Ordinance Number	Improvement Description	Balance Dec. 31, 2019	Additions by Ordinance	Balance Dec. 31, 2020
88-774/ 90-860	Improvements and Extension of Sewer System in Princeton Farms area	\$ 1,708,910.33	\$ -	\$ 1,708,910.33
90-873	Princeton Farms Sewer Lines	403,320.00		403,320.00
97-1064	Various Capital Improvements	92,830.00		92,830.00
99-1120	Capital Equipment	13,800.00		13,800.00
01-1189	Various Capital Improvements	191,800.00		191,800.00
02-1240	Various Capital Improvements	148,161.09		148,161.09
02-1247	Various Capital Improvements	83,221.00		83,221.00
02-1252	Various Capital Improvements	81,500.00		81,500.00
04-1315	Various Capital Improvements	126,884.47		126,884.47
05-1335/ 12-1544	Various Equipment	450,000.00		450,000.00
	Total	<u>\$ 3,300,426.89</u>	<u>\$ -</u>	<u>\$ 3,300,426.89</u>

TOWNSHIP OF HOPEWELL
Sewer Utility Capital Fund
Schedule of Fixed Capital Authorized and Uncompleted
For the Year Ended December 31, 2020

<u>Ordinance Number</u>	<u>Improvement Description</u>	<u>Date of Ordinance</u>	<u>Amount</u>	<u>Balance Dec. 31, 2019</u>	<u>2020 Authorizations</u>		<u>Costs To Fixed Capital</u>	<u>Raised in 2020 Budget</u>	<u>Authorizations Canceled</u>	<u>Balance Dec. 31, 2020</u>
					<u>Deferred Reserve for Amortization</u>	<u>Deferred Charges To Future Revenue</u>				
03-1280	Various Capital Improvements	06/05/03	\$ 191,000.00	\$ 169,999.97	\$ -	\$ -	\$ -	\$ -	\$ -	\$ 169,999.97
07-1394	Acquisition of Various Equipment	05/14/07	334,703.00	334,703.00						334,703.00
14-1595	Various Improvements	03/24/14	327,800.00	327,800.00						327,800.00
16-1629	Various Improvements	07/19/16	42,750.00	39,185.12						39,185.12
17-1661	Replacement of Pump	07/26/17	150,000.00	105,000.00						105,000.00
19-1706	Planning & Design - Princeton Farms	04/15/19	105,000.00	105,000.00						105,000.00
19-1707	Engineering & Design - Princeton Farms	04/15/19	65,000.00	65,000.00						65,000.00
19-1711/ 20-1731	Acquisition & Installation of Fans Upgrades to Society Hill Pump Station	06/17/19 7/20/2020	60,000.00	60,000.00						60,000.00
Total				<u>\$ 1,206,688.09</u>	<u>\$ -</u>	<u>\$ -</u>	<u>\$ -</u>	<u>\$ -</u>	<u>\$ -</u>	<u>\$ 1,206,688.09</u>

TOWNSHIP OF HOPEWELL
ELSA Sewer Utility Operating Fund
Statement of 2019 Appropriation Reserves
For the Year Ended December 31, 2020

	<u>Balance</u> <u>Dec. 31, 2019</u>	<u>Balance</u> <u>After</u> <u>Transfers</u>	<u>Reserve</u> <u>for</u> <u>Encumbrances</u>	<u>Paid or</u> <u>Charged</u>	<u>Balance</u> <u>Lapsed</u>
Operating:					
Salaries and Wages	\$ 8,557.46	\$ 8,557.46	\$ -	\$ -	\$ 8,557.46
Other Expenses	40,866.88	40,866.88	10,974.46	6,990.38	44,850.96
Statutory Expenditures:					
Social Security System	<u>668.64</u>	<u>668.64</u>	<u>-</u>	<u>-</u>	<u>668.64</u>
Total	<u>\$ 50,092.98</u>	<u>\$ 50,092.98</u>	<u>\$ 10,974.46</u>	<u>\$ 6,990.38</u>	<u>\$ 54,077.06</u>
 Paid or Charged:					
Cash Disbursed				<u>\$ 6,990.38</u>	

TOWNSHIP OF HOPEWELL
SBRSA Sewer Utility Operating Fund
Statement of 2019 Appropriation Reserves
For the Year Ended December 31, 2020

	<u>Balance</u> <u>Dec. 31, 2019</u>	<u>Balance</u> <u>After</u> <u>Transfers</u>	<u>Reserve</u> <u>for</u> <u>Encumbrances</u>	<u>Paid or</u> <u>Charged</u>	<u>Balance</u> <u>Lapsed</u>
Operating:					
Salaries and Wages	\$ 1,898.33	\$ 1,898.33	\$ -	\$ -	\$ 1,898.33
Other Expenses	9,894.87	9,894.87	6,198.53	3,590.50	12,502.90
Statutory Expenditures:					
Social Security System	<u>521.97</u>	<u>521.97</u>	<u>-</u>	<u>-</u>	<u>521.97</u>
Total	<u>\$ 12,315.17</u>	<u>\$ 12,315.17</u>	<u>\$ 6,198.53</u>	<u>\$ 3,590.50</u>	<u>\$ 14,923.20</u>
 Paid or Charged:					
Cash Disbursed				<u>\$ 3,590.50</u>	

TOWNSHIP OF HOPEWELL
ELSA Sewer Utility Operating Fund
Schedule of Accrued Interest on Bonds and Notes
and Analysis of Balance
For the Year Ended December 31, 2020

Balance December 31, 2019		\$ 4,510.10
Increased By:		
Budget Appropriation for:		
Interest on Bonds	13,461.37	
Interest on Notes	<u>2,193.29</u>	<u>15,654.66</u>
Subtotal		20,164.76
Decreased By:		
Interest Paid on Bonds	13,454.44	
Interest Paid on Notes	<u>2,542.95</u>	<u>15,997.39</u>
Balance December 31, 2020		<u><u>\$ 4,167.37</u></u>

Analysis of Accrued Interest, December 31, 2020

<u>Principal Outstanding</u> <u>December 31, 2020</u>	<u>Interest</u> <u>Rate</u>	<u>From</u>	<u>To</u>	<u>Amount</u>
<u>Serial Bonds:</u>				
\$ 330,850.00	various	10/01/20	12/31/20	\$ 1,190.28
626,000.00	various	10/01/20	12/31/20	2,119.65
196,000.00	2.00%	11/12/20	12/31/20	227.15
<u>Bond Anticipation Note:</u>				
\$ 196,120.00	1.00%	04/01/20	12/31/20	<u>630.29</u>
Total				<u><u>\$ 4,167.37</u></u>

TOWNSHIP OF HOPEWELL
SBRSA Sewer Utility Operating Fund
Schedule of Accrued Interest on Bonds and Notes
and Analysis of Balance
For the Year Ended December 31, 2020

Balance December 31, 2019		\$ 6,990.56
Increased By:		
Budget Appropriation for:		
Interest on Bonds	20,150.92	
Interest on Notes	<u>4,567.67</u>	<u>24,718.59</u>
Subtotal		31,709.15
Decreased By:		
Interest Paid on Bonds	20,263.10	
Interest Paid on Notes	<u>5,817.05</u>	<u>26,080.15</u>
Balance December 31, 2020		<u><u>\$ 5,629.00</u></u>

Analysis of Accrued Interest, December 31, 2020

<u>Principal Outstanding</u> <u>December 31, 2020</u>	<u>Interest</u> <u>Rate</u>	<u>From</u>	<u>To</u>	<u>Amount</u>
<u>Serial Bonds:</u>				
\$ 330,850.00	various	10/01/20	12/31/20	\$ 2,529.35
626,000.00	various	10/01/20	12/31/20	1,956.60
196,000.00	2.00%	11/12/20	12/31/20	301.10
<u>Bond Anticipation Note:</u>				
\$ 196,120.00	1.00%	04/01/20	12/31/20	<u>841.95</u>
Total				<u><u>\$ 5,629.00</u></u>

TOWNSHIP OF HOPEWELL
Sewer Utility Capital Fund
Schedule of Serial Bonds
For the Year Ended December 31, 2020

<u>Purpose</u>	<u>Date of Issue</u>	<u>Original Issue</u>	<u>Date</u>	<u>Amount</u>	<u>Interest Rate</u>	<u>Balance Dec. 31, 2019</u>	<u>Increased</u>	<u>Decreased</u>	<u>Balance Dec. 31, 2020</u>
2014 Refunding Bonds	06/05/14	\$ 521,950.00	10/1/2021	\$ 50,050.00	4.00%	\$ 385,450.00	\$ -	\$ 54,600.00	\$ 330,850.00
			10/1/2022	50,050.00	4.25%				
			10/1/2023	50,050.00	4.25%				
			10/1/2024	59,150.00	4.25%				
			10/1/2025	59,150.00	4.25%				
			10/1/2026	62,400.00	4.25%				
				<u>330,850.00</u>					
Sewer Utility Bonds	04/29/15	791,000.00	4/1/2021	45,000.00	2.00%	661,000.00	-	35,000.00	626,000.00
			4/1/2022	45,000.00	2.00%				
			4/1/2023	45,000.00	2.00%				
			4/1/2024	45,000.00	2.00%				
			4/1/2025	45,000.00	2.00%				
			4/1/2026	45,000.00	2.50%				
			4/1/2027	60,000.00	3.00%				
			4/1/2028	60,000.00	3.00%				
			4/1/2029	60,000.00	3.00%				
			4/1/2030	60,000.00	3.00%				
			4/1/2031	60,000.00	3.00%				
			4/1/2032	56,000.00	3.00%				
				<u>626,000.00</u>					
Sewer Utility Bonds	11/12/20	196,000.00	6/1/2021	16,000.00	2.00%	-	196,000.00	-	196,000.00
			6/1/2022	15,000.00	2.00%				
			6/1/2023	15,000.00	2.00%				
			6/1/2024	15,000.00	2.00%				
			6/1/2025	15,000.00	2.00%				
			6/1/2026	15,000.00	2.00%				
			6/1/2027	25,000.00	2.00%				
			6/1/2028	25,000.00	2.00%				
			6/1/2029	25,000.00	2.00%				
			6/1/1930	30,000.00	2.00%				
				<u>196,000.00</u>					
Total						<u>\$ 1,046,450.00</u>	<u>\$ 196,000.00</u>	<u>\$ 89,600.00</u>	<u>\$1,152,850.00</u>

TOWNSHIP OF HOPEWELL
Sewer Utility Capital Fund
Schedule of Bond Anticipation Notes
For the Year Ended December 31, 2020

<u>Ordinance Number</u>	<u>Improvement Description</u>	<u>Date of Issue of Original Note</u>	<u>Date of Issue</u>	<u>Date of Maturity</u>	<u>Interest Rate</u>	<u>Balance Dec. 31, 2019</u>	<u>Increased</u>	<u>Decreased</u>	<u>Balance Dec. 31, 2020</u>
16-1629	Various Capital Improvements	07/19/16	04/04/19	04/03/20	2.50%	\$ 33,370.00	\$ -	\$ 33,370.00	\$ -
16-1629	Various Capital Improvements	07/19/16	04/01/20	01/28/21	1.00%	-	31,120.00	-	31,120.00
17-1661	Replacement of Pump at SBRSA	04/05/18	04/04/19	04/03/20	2.50%	105,000.00		105,000.00	-
17-1661	Replacement of Pump at SBRSA	04/05/18	04/01/20	01/28/21	1.00%	-	105,000.00		105,000.00
19-1711	Fans at Brandon Farms	08/01/19	08/01/19	04/03/20	2.00%	60,000.00		60,000.00	-
19-1711	Fans at Brandon Farms	08/01/19	04/01/20	01/28/21	1.00%	-	60,000.00		60,000.00
Total						<u>\$ 198,370.00</u>	<u>\$ 196,120.00</u>	<u>\$ 198,370.00</u>	<u>\$ 196,120.00</u>
							Issued for Cash	\$ -	\$ -
							Paid by Budget Appropriation	-	2,250.00
							Renewals	<u>196,120.00</u>	<u>196,120.00</u>
							Total	<u>\$ 196,120.00</u>	<u>\$ 198,370.00</u>

TOWNSHIP OF HOPEWELL
Sewer Utility Capital Fund
Schedule of Improvement Authorizations
For the Year Ended December 31, 2020

Ordinance Number	Improvement Description	Ordinance Date	Ordinance Amount	Balance		2020 Authorizations			Balance	
				December 31, 2019		Down Payment of Capital Improvement Fund	Deferred Charges to Future Revenue	Paid or Charged	December 31, 2020	
				Funded	Unfunded				Funded	Unfunded
03-1280	Various Capital Improvements	6/5/2003	\$191,000.00	\$ 3,000.00	\$ -	\$ -	\$ -	\$ -	\$ 3,000.00	\$ -
07-1394	Various Capital Improvements	5/14/2007	334,703.00	91,488.53					91,488.53	
14-1595	Various Capital Improvements	3/24/2014	327,800.00	48,279.37					48,279.37	
16-1629	Various Capital Improvements	7/19/2016	42,750.00		3,215.49				3,215.49	
17-1661	Replacement of Pump	6/26/2017	105,000.00		98.55				98.55	
19-1706	Planning and Design Costs - Princeton Farms	4/15/2019	105,000.00		33,968.80			20,849.45		13,119.35
19-1707	Engineering and Design Costs - Princeton Farms	4/15/2019	65,000.00		64,541.60					64,541.60
19-1711/ 20-1731	Acquistion and Installation of Fans - Brandon Farms Upgrades to Society Hill Pump Station	6/17/2019 7/20/2020	60,000.00		60,000.00			13,395.00	46,605.00	
Total				<u>\$ 142,767.90</u>	<u>\$ 161,824.44</u>	<u>\$ -</u>	<u>\$ -</u>	<u>\$ 34,244.45</u>	<u>\$ 192,686.94</u>	<u>\$ 77,660.95</u>

TOWNSHIP OF HOPEWELL
Sewer Utility Capital Fund
Schedule of Capital Improvement Fund
For the Year Ended December 31, 2020

Balance December 31, 2019 and 2020

\$ 400.00

TOWNSHIP OF HOPEWELL
Sewer Utility Capital Fund
Schedule of Reserve for Amortization
For the Year Ended December 31, 2020

Balance December 31, 2019			\$ 3,082,914.98
Increased by:			
Serial Bond Payment	\$	89,600.00	
Transferred from Deferred Reserve for Amortization		<u>11,630.00</u>	
			<u>101,230.00</u>
Balance December 31, 2020			<u><u>\$ 3,184,144.98</u></u>

TOWNSHIP OF HOPEWELL
Sewer Utility Capital Fund
Schedule of Deferred Reserve for Amortization
For the Year Ended December 31, 2020

Ordinance Number		Date of Ordinance	Balance <u>Dec. 31, 2019</u>	Fixed Capital <u>Authorized</u>	Paid From <u>Operating Budget</u> <u>Notes</u>	Transfer to Reserve for <u>Amortization</u>	Balance <u>Dec. 31, 2020</u>
16-1629	Various Capital Improvements	05/24/16	\$ 9,380.00	\$ -	\$ 2,250.00	\$ 11,630.00	\$ -
			<u>\$ 9,380.00</u>	<u>\$ -</u>	<u>\$ 2,250.00</u>	<u>\$ 11,630.00</u>	<u>\$ -</u>

TOWNSHIP OF HOPEWELL
Sewer Utility Capital Fund
Statement of Bonds and Notes Authorized But Not Issued
For the Year Ended December 31, 2020

<u>Ordinance Number</u>	<u>Improvement Description</u>	<u>Balance Dec. 31, 2019</u>	<u>2020 Authorizations</u>	<u>Bond Anticipation Notes Issued</u>	<u>Canceled</u>	<u>Balance Dec. 31, 2020</u>
19-1706	Planning & Design - Princeton Farms	\$ 105,000.00	\$ -	\$ -	\$ -	\$ 105,000.00
19-1707	Engineering - Princeton Farms	<u>65,000.00</u>	<u> </u>	<u> </u>	<u> </u>	<u>65,000.00</u>
	Total	<u>\$ 170,000.00</u>	<u>\$ -</u>	<u>\$ -</u>	<u>\$ -</u>	<u>\$ 170,000.00</u>

PUBLIC ASSISTANCE FUND

TOWNSHIP OF HOPEWELL
Public Assistance Fund
Schedule of Cash - Treasurer
For the Year Ended December 31, 2020

	<u>PATF I</u>	<u>PATF II</u>	<u>Fund Total</u>
Balance December 31, 2019	\$ 8,055.13	\$ 1,503.71	\$ 9,558.84
Increased by:			
Interest Earned	<u>87.79</u>	<u>-</u>	<u>87.79</u>
Balance December 31, 2020	<u><u>\$ 8,142.92</u></u>	<u><u>\$ 1,503.71</u></u>	<u><u>\$ 9,646.63</u></u>

TOWNSHIP OF HOPEWELL
Public Assistance Fund
Schedule of Public Assistance Cash and Reconciliation
For the Year Ended December 31, 2020

Balance December 31, 2019	\$ 9,558.84
Increased by:	
Interest Earned	<u>87.79</u>
Balance December 31, 2020	<u><u>\$ 9,646.63</u></u>

Reconciliation December 31, 2020

Balance on deposit per statement of:	
The Bank of Princeton	
Checking Account	<u>\$ 9,646.63</u>
Balance December 31, 2020	<u><u>\$ 9,646.63</u></u>

TOWNSHIP OF HOPEWELL

PART III

Statistical Section

For the Year Ended December 31, 2020

Table 1

Township of Hopewell
Current Fund Expenditures by Function
Last Ten Years
Unaudited

Year	General Government	Public Safety	Public Works	Health and Welfare	Unclassified	Deferred Charges and Statutory Expenditures	State and Federal Grants	Capital Improvements	Debt Service	Reserve for Uncollected Taxes	Total
2020	\$ 6,166,050	\$ 3,655,865	\$ 2,151,921	\$ 397,528	\$ 447,264	\$ 1,991,536	\$ 1,073,026	\$ 254,721	\$ 5,707,844	\$ 1,137,494	\$ 22,983,249
2019	6,285,230	4,098,003	1,718,064	341,985	531,450	2,089,876	1,081,030	241,135	5,645,510	1,092,668	23,124,951
2018	6,532,282	4,243,391	1,902,278	312,651	568,500	1,870,799	1,459,679	223,742	5,161,647	1,059,251	23,334,220
2017	6,547,924	4,138,615	1,790,310	317,141	564,000	1,856,753	1,379,329	1,603,310	5,221,759	1,258,078	24,677,219
2016	5,964,454	4,247,757	2,177,456	348,468	641,190	1,770,108	432,426	229,032	5,328,934	1,224,050	22,363,875
2015	6,291,059	4,134,634	2,281,328	312,195	803,250	1,763,108	696,123	729,093	6,460,493	1,489,367	24,960,650
2014	6,056,158	3,999,557	2,286,924	372,152	906,250	1,710,309	358,217	155,319	3,945,151	1,459,458	21,249,495
2013	6,793,445	4,083,476	2,029,427	400,533	876,750	1,720,570	803,591	160,479	3,577,049	1,401,338	21,846,658
2012	6,262,172	4,017,739	1,987,992	366,693	846,600	1,755,140	390,040	198,864	3,167,877	1,349,507	20,342,624
2011	5,723,493	3,859,063	1,980,958	347,046	808,600	1,708,323	1,596,003	146,981	3,214,042	1,332,808	20,717,317

Table 2a

Township of Hopewell
Water Utility Operating Fund Expenditures By Function
Last Ten Years
Unaudited

Year	Operating	Debt Service	Capital	Deferred Charges and Statutory Expenditures	Total
2020	\$ 66,972	\$ 7,034	\$ -	\$ 1,000	\$ 75,006
2019	47,345	6,323	13,331	1,000	67,999
2018	50,150	16,535	1,896	13,110	81,691
2017	61,710	16,862	11,386	725	90,683
2016	55,731	17,267	220	725	73,943
2015	45,602	16,391	13,945	695	76,633
2014	50,970	16,596	15,259	600	83,425
2013	45,820	6,706	13,143	800	66,469
2012	59,170	6,030	-	1,250	66,450
2011	58,350	16,813	9,245	1,250	85,658

Table 2b

Sewer Utility Operating Fund Expenditures By Function
Last Ten Years
Unaudited

Year	Operating	Debt Service	Capital	Deferred Charges and Statutory Expenditures	Total
2020	\$ 1,290,046	\$ 132,223	\$ -	\$ 3,030	\$ 1,425,299
2019	1,249,157	117,335	-	4,095	1,370,587
2018	1,189,975	125,445	-	2,350	1,317,770
2017	1,246,831	126,559	-	2,350	1,375,740
2016	1,269,280	118,145	-	7,350	1,394,775
2015	1,151,806	79,961	-	8,009	1,239,776
2014	1,145,634	73,801	-	6,400	1,225,835
2013	1,136,531	74,653	-	2,500	1,213,684
2012	1,153,194	69,147	7,750	168,286	1,398,377
2011	1,126,058	67,660	-	2,000	1,195,718

Table 3

Township of Hopewell
Current Revenues By Source
Last Ten Years
Unaudited

Year	Taxes (1)	Delinquent Taxes	Fees, Permits, Interest, Fines and Licenses	State Aid	State and Federal Grants	Surplus Anticipated	Non Budget Revenues and Other Items	Total
2020	\$ 15,891,049	\$ 966,077	\$ 1,330,438	\$ 1,634,157	\$ 1,038,745	\$ 1,183,500	\$ 1,220,857	\$ 23,264,823
2019	15,845,461	821,557	1,442,665	1,634,157	1,069,229	1,360,000	1,321,608	23,494,677
2018	15,475,423	667,127	1,599,526	1,634,157	1,447,878	1,900,000	942,341	23,666,452
2017	15,386,048	617,719	1,567,267	1,634,157	1,352,528	4,084,148	2,018,509	26,660,376
2016	15,044,922	597,346	1,560,115	1,634,157	420,022	2,068,558	1,995,052	23,320,172
2015	15,123,139	805,259	1,580,036	1,634,157	655,432	2,265,811	3,904,495	25,968,329
2014	14,376,709	696,095	1,499,373	1,634,157	338,671	1,615,811	2,018,972	22,179,788
2013	13,348,762	879,843	1,464,829	1,634,157	789,119	1,415,811	2,944,039	22,476,560
2012	12,468,335	1,282,776	1,588,392	1,634,157	378,339	1,915,811	1,574,128	20,841,938
2011	14,243,183	2,842,913	1,464,391	1,634,157	1,584,302	1,415,811	2,161,718	25,346,475

(1) Excludes taxes allocated to county and school.

Table 4

Township of Hopewell
Assessed Value and Estimate of Total Value
Last Ten Years
Unaudited

Year	Net Assessed Valuation Taxable	Estimated Full Cash Valuation	Percentage of Net Assessed Value to Estimated Full Cash Valuation
2020	\$ 3,924,848,132	\$ 4,182,000,782	93.85%
2019	3,964,774,232	4,232,416,307	93.68%
2018	3,966,384,383	4,303,529,599	92.17%
2017	3,969,467,988	4,190,664,752	94.72%
2016	3,958,731,853	4,054,739,536	97.63%
2015	3,968,475,958	3,983,615,416	99.62%
2014	3,988,204,768	3,915,117,682	101.87%
2013	4,006,497,207	3,929,681,004	101.95%
2012	4,057,775,200	4,003,841,822	101.35%
2011	4,183,452,489	4,073,248,162	102.71%

Table 5

Township of Hopewell
Schedule of Ten Largest Taxpayers
Unaudited

Taxpayer	Assessed Valuation 2020	As a Percent of Total Net Assessed Valuation Taxable
1) Hopewell Campus Owner LLC	\$ 193,797,800	4.89%
2) CCI-Hopewell VI, LLC	108,763,504	2.75%
3) Cole Hopewell Twp	92,400,000	2.33%
4) Janssen Pharmaceutica	91,230,100	2.30%
5) AREP Hopewell LLC	74,025,000	1.87%
6) One Talent, LLC	42,433,200	1.07%
7) Hopewell TC Associates	24,646,100	0.62%
8) Trap Rock Industries LLC	22,168,000	0.56%
9) Transco Gas Pipeline	13,842,100	0.35%
10) Montpen	13,036,500	0.33%
Total	<u>\$ 676,342,304</u>	<u>17.07%</u>

Table 6

Township of Hopewell
Ratio of Bonded Debt, Bond Anticipation Notes, and Loans To Equalized Value
and Per Capita
Last Ten Years
Unaudited

Year	Population (1)	Average Equalized Valuation	Gross Debt	Gross Debt Per Capita	Ratio of Gross Debt To Equalized Valuation	Net Bonded Debt	Ratio of Net Bonded Debt To Equalized Valuation	Net Bonded Debt Per Capita
2020	17,725	\$ 4,196,092,264	\$ 110,803,848	\$ 6,251	2.64%	\$ 51,271,247	1.22%	\$ 2,893
2019	17,725	4,239,206,266	96,901,969	5,467	2.29%	48,910,901	1.15%	2,759
2018	17,897	4,224,036,777	100,820,352	5,633	2.39%	48,494,694	1.15%	2,710
2017	17,945	4,167,416,079	105,390,366	5,873	2.53%	48,879,095	1.17%	2,724
2016	18,362	4,066,224,323	115,008,273	6,263	2.83%	52,079,987	1.28%	2,836
2015	18,402	4,030,350,464	89,566,539	4,867	2.22%	49,229,105	1.22%	2,675
2014	18,366	3,954,601,508	97,742,775	5,322	2.47%	55,219,006	1.40%	3,007
2013	18,255	3,994,903,658	100,504,046	5,506	2.52%	55,003,379	1.38%	3,013
2012	18,247	4,091,414,083	101,408,790	5,558	2.48%	55,039,230	1.35%	3,016
2011	18,183	4,197,259,448	102,789,132	5,653	2.45%	54,268,763	1.29%	2,985

(1) Per the State of New Jersey Department of Labor.

Table 7

Township of Hopewell
Ratio of Annual Debt Service Expenditures - Current Fund
Last Ten Years
Unaudited

Year	Principal	Interest	Total Debt Service	Total Current Fund Governmental Expenditures	Ratio of Debt Service to Current Fund Expenditures
2020	\$ 4,232,733	\$ 1,475,111	\$ 5,707,844	\$ 22,983,249	24.83%
2019	4,044,562	1,600,948	5,645,510	23,124,951	24.41%
2018	3,699,689	1,461,958	5,161,647	23,334,220	22.12%
2017	3,531,029	1,690,730	5,221,759	24,677,219	21.16%
2016	3,559,167	1,769,767	5,328,934	22,363,575	23.83%
2015	4,623,312	1,837,181	6,460,493	24,960,650	25.88%
2014	2,455,315	1,489,835	3,945,150	21,249,495	18.57%
2013	2,254,437	1,322,612	3,577,049	21,846,658	16.37%
2012	1,922,877	1,245,000	3,167,877	20,342,624	15.57%
2011	1,615,230	1,598,812	3,214,042	20,717,317	15.51%

Table 8a

Township of Hopewell
Water Utility - Self Liquidating Calculation
Per N.J.S.A. 40A:2-45
Last Ten Years
Unaudited

Year	Fees, Rents and Other Charges	Operating and Maintenance	Debt Service	Liquidating (Nonliquidating)
2020	\$ 167,421	\$ 67,972	\$ 7,034	\$ 92,415
2019	82,854	48,345	6,323	28,186
2018	80,762	63,260	16,535	967
2017	76,667	62,435	16,862	(2,630)
2016	81,320	56,456	17,267	7,597
2015	76,058	46,297	16,391	13,370
2014	81,079	51,570	16,780	12,729
2013	88,271	46,620	6,706	34,945
2012	72,527	60,420	6,030	6,077
2011	86,375	59,600	16,813	9,962

Table 8b

Sewer Utility - Self Liquidating Calculation
Per N.J.S.A. 40A:2-45
Last Ten Years
Unaudited

Year	Fees, Rents and Other Charges	Operating and Maintenance	Debt Service	Liquidating (Nonliquidating)
2020	\$ 1,268,868	\$ 1,293,076	\$ 132,223	\$ (156,431)
2019	1,436,772	1,252,186	117,335	67,251
2018	1,410,792	1,192,325	125,445	93,022
2017	1,633,894	1,249,181	126,559	258,154
2016	1,580,982	1,271,630	118,000	191,352
2015	1,295,881	1,154,105	79,961	61,815
2014	1,407,435	1,147,834	75,701	183,900
2013	1,355,433	1,139,031	74,652	141,750
2012	1,483,164	1,155,694	69,147	258,323
2011	1,103,897	1,128,058	67,660	(91,821)

Table 9

Township of Hopewell
 Unemployment Rate and Per Capita Income - Last Ten Years
 Last Ten Years
 Unaudited

Year	Unemployment Rate (1)	Mercer County Per Capita Income
2020	(2)	(2)
2019	1.9%	(2)
2018	2.3%	69,344
2017	2.6%	65,877
2016	2.7%	64,505
2015	2.9%	63,470
2014	3.6%	62,018
2013	3.5%	58,083
2012	6.4%	59,260
2011	5.9%	56,497
2010	6.0%	53,247

(1) Per State of New Jersey.

(2) Not Available.

Table 10

Township of Hopewell
Miscellaneous Statistics
Unaudited

Date of Incorporation	1798
Form of Government	Township Committee
Area in Square Miles	58
Miles of Streets	154

TOWNSHIP OF HOPEWELL

PART IV

Single Audit Section

For the Year Ended December 31, 2020

INVERSO & STEWART, LLC**Certified Public Accountants**

651 Route 73 North, Suite 402
 Marlton, New Jersey 08053
 (856) 983-2244
 Fax (856) 983-6674
 E-Mail: rinverso@inversocpa.com

-Member of-
 American Institute of CPAs
 New Jersey Society of CPAs

**REPORT ON COMPLIANCE FOR EACH MAJOR PROGRAM AND
 REPORT ON INTERNAL CONTROL OVER COMPLIANCE
 REQUIRED BY NEW JERSEY CIRCULAR 15-08-OMB**

INDEPENDENT AUDITOR'S REPORT

The Honorable Mayor and
 Members of the Township of Hopewell
 Township of Hopewell
 County of Mercer
 Hopewell, New Jersey

Report on Compliance for Each Major State Program

I have audited Township of Hopewell (Township), in the County of Mercer, State of New Jersey's compliance with the types of compliance requirements described in the *New Jersey State Grant Compliance Supplement* that could have a direct and material effect on each of the Township's major state programs for the fiscal year ended December 31, 2020. The Township's major state programs are identified in the Summary of Auditor's Results section of the accompanying Schedule of Findings and Questioned Costs.

Management's Responsibility

Management is responsible for compliance with state statutes, regulations, and the terms and conditions of its state awards applicable to its state programs.

Auditor's Responsibility

My responsibility is to express an opinion on compliance for each of the Township's major state programs based on my audit of the types of compliance requirements referred to above. I conducted my audit of compliance in accordance with auditing standards generally accepted in the United States of America; the standards applicable to financial audits contained in *Government Auditing Standards*, issued by the Comptroller General of the United States; audit requirements as prescribed by the Division of Local Government Services, Department of Community Affairs, State of New Jersey, and State of New Jersey Circular 15-08-OMB, *Single Audit Policy for Recipients of Federal Grants, State Grants and State Aid*. Those standards and State of New Jersey Circular 15-08-OMB require that I plan and perform the audit to obtain reasonable assurance about whether noncompliance with the types of compliance requirements referred to above that could have a direct and material effect on a major state program occurred. An audit includes examining, on a test basis, evidence about the Township's compliance with those requirements and performing such other procedures as I considered necessary in the circumstances.

I believe that my audit provides a reasonable basis for my opinion on compliance for each major state program. However, my audit does not provide a legal determination of the Township's compliance.

Opinion on Each Major State Program

In my opinion, the Township of Hopewell, in the County of Mercer, State of New Jersey complied, in all material respects, with the types of compliance requirements referred to above that could have a direct and material effect on each of its major state programs for the year ended December 31, 2020.

Report on Internal Control Over Compliance

Management of the Township of Hopewell is responsible for establishing and maintaining effective internal control over compliance with the types of compliance requirements referred to above. In planning and performing my audit of compliance, I considered the Township's internal control over compliance with the types of requirements that could have a direct and material effect on each major state program to determine the auditing procedures that are appropriate in the circumstances for the purpose of expressing an opinion on compliance for each major state program and to test and report on internal control over compliance in accordance with the State of New Jersey Circular 15-08-OMB, but not for the purpose of expressing an opinion on the effectiveness of internal control over compliance. Accordingly, I do not express an opinion on the effectiveness of the Township of Hopewell's internal control over compliance.

A deficiency in internal control over compliance exists when the design or operation of a control over compliance does not allow management or employees, in the normal course of performing their assigned functions, to prevent, or detect and correct, noncompliance with a type of compliance requirement of a state program on a timely basis. *A material weakness in internal control over compliance* is a deficiency, or combination of deficiencies, in internal control over compliance, such that there is a reasonable possibility that material noncompliance with a type of compliance requirement of a state program will not be prevented, or detected and corrected, on a timely basis. *A significant deficiency in internal control over compliance* is a deficiency, or a combination of deficiencies, in internal control over compliance with a type of compliance requirement of a state program that is less severe than a material weakness in internal control over compliance, yet important enough to merit attention by those charged with governance.

My consideration of internal control over compliance was for the limited purpose described in the first paragraph of this section and was not designed to identify all deficiencies in internal control over compliance that might be material weaknesses or significant deficiencies. I did not identify any deficiencies in internal control over compliance that I consider to be material weaknesses. However, material weaknesses may exist that have not been identified.

The purpose of this report on internal control over compliance is solely to describe the scope of my testing of internal control over compliance and the results of that testing based on the requirements of State of New Jersey Circular 15-08-OMB. Accordingly, this report is not suitable for any other purpose.

INVERSO & STEWART, LLC

Certified Public Accountants



Robert P. Inverso

Certified Public Accountant

Registered Municipal Accountant

Marlton, New Jersey
July 30, 2021

TOWNSHIP OF HOPEWELL

**Schedule of Expenditures of State Financial Assistance
For the Year Ended December 31, 2020**

<u>State Grantor/Program Title</u>	<u>State GMIS Number</u>	<u>Program or Award Amount</u>	<u>Program Funds Received</u>	<u>Grant Period</u>		<u>Balance December 31, 2019</u>	<u>Revenue Realized</u>	<u>Adjustment/ Cancel</u>	<u>Disbursements/ Expenditures</u>	<u>Balance December 31, 2020</u>
				<u>From</u>	<u>To</u>					
<u>State Department of Transportation</u>										
State Aid - NJ Transportation Trust Fund										
Authority Act :										
DOT - Bull Run		427,100.00	0.00	01/01/18	Present	\$ 427,100.00	\$ -	\$ -	\$ 174,593.83	\$ 252,506.17
DOT - Denow Road		225,000.00	0.00	1/01/18	Present	163,782.40			163,782.40	
DOT - Harb/Roctown Road	Not Available	220,000.00	220,000.00	01/01/11	Present	3,632.87				3,632.87
DOT - LHT @ Bailey	Not Available	225,000.00	0.00	1/1/201	12/31/20	225,000.00		225,000.00		
DOT - Titus Mill Road	62009382732	200,000.00	200,000.00	01/01/08	Present	106.57		106.57		
DOT - Titus Mill Road		504,361.00	0.00	01/01/20	Present		504,361.00		20,923.00	483,438.00
DOT - Scotch Road		600,000.00	0.00	01/01/19	Present	600,000.00				600,000.00
DOT - Van Brunt		446,400.00	0.00	01/01/18	Present	141,153.79			14,013.81	127,139.98
Pothole Repair Grant	Not Available					2,576.84				2,576.84
Design Guidelines	Not Available	40,834.00	40,834.00	01/01/04	Present	171.03				171.03
						<u>1,563,523.50</u>	<u>504,361.00</u>	<u>225,106.57</u>	<u>373,313.04</u>	<u>1,469,464.89</u>
<u>State Department of Law and Public Safety</u>										
Drunk Driving Enforcement Grant(Over the Limit)	6400-100-078-6400	6,149.34	6,149.34	01/01/15	Present	5,612.67			2,623.69	2,988.98
Drunk Driving Enforcement Grant(Over the Limit)	6400-100-078-6400	5,697.86	5,697.86	01/01/16	Present	5,697.86				5,697.86
Drunk Driving Enforcement Grant(Over the Limit)	6400-100-078-6400	3,630.18	3,630.18	01/01/17	Present	3,630.18				3,630.18
Highway Traffic Safety Grant	TR01-41-01-01					631.07				631.07
Body Armor Grant	1020-718-066-1020-001-YCJS-6120	3,229.96	3,229.96	01/01/19	12/31/20	3,229.96			3,229.96	
Body Armor Grant	1020-718-066-1020-001-YCJS-6120	3,018.04	3,018.04	01/01/20	12/31/20		3,018.04		3,018.04	
Route 31 Aggressive Driving	Not Available	20,800.00	20,800.00	10/01/07	Present	799.99				799.99
Emergency Management Assistance	Not Available	4,811.00	4,811.00	01/01/08	Present	2,226.00				2,226.00
						<u>21,827.73</u>	<u>3,018.04</u>		<u>8,871.69</u>	<u>15,974.08</u>
<u>State Department of Treasury</u>										
State Forfeiture Funds	Not Available	20,019.53	20,019.53	1/1/09	12/31/10	328.53	-	-	-	328.53
						<u>328.53</u>				<u>328.53</u>
<u>State Department of Community Affairs</u>										
Historic Sites Committee	Not Available	7,500.00	7,500.00	01/01/02	Present	7,500.00				7,500.00
Historic Sites Committee	Not Available	14,910.00	0.00	01/01/18	Present	14,910.00				14,910.00
Historic Sites Committee	Not Available	15,000.00	15,000.00	01/01/20	Present		15,000.00			15,000.00
						<u>22,410.00</u>	<u>15,000.00</u>			<u>37,410.00</u>

(Continued)

TOWNSHIP OF HOPEWELL

**Schedule of Expenditures of State Financial Assistance
For the Fiscal Year Ended December 31, 2020**

<u>State Grantor/Program Title</u>	<u>State GMIS Number</u>	<u>Program or Award Amount</u>	<u>Program Funds Received</u>	<u>Grant Period</u> <u>From</u> <u>To</u>	<u>Balance December 31, 2019</u>	<u>Revenue Realized</u>	<u>Adjustment/ Cancel</u>	<u>Disbursements/ Expenditures</u>	<u>Balance December 31, 2020</u>
<u>State Department of Health</u>									
Tobacco Age-of Sale Enforcement Grant	97-1647-TOB	4,898.32	4,898.32	04/01/08	Present	\$ 292.99	\$ -	\$ -	\$ 292.99
Pandemic Influenza Program	08-909-BT-L-O	14,487.00	14,487.00	01/01/06	Present	0.20			0.20
Delaware Green River Partnership Grant	CA4000-8-9020	4,000.00	4,000.00	01/01/02	Present	1,730.00			1,730.00
						<u>2,023.19</u>			<u>2,023.19</u>
<u>State Department of Environmental Protection</u>									
Clean Air Cool Planet	Not Available	2,500.00	2,500.00	01/01/11	Present	1,744.07			1,744.07
Clean Communities Program	4900-765-042-4900-004-V42Y-6020	261,836.47	260,100.52	1/1/07	Present	507,341.89	51,749.70	6,983.09	552,108.50
Municipal Stormwater Regulation Program	WQ05-301	12,029.00	12,029.00	3/1/04	Present	1,051.44			1,051.44
Livable Community Pilot Program - Smith's Cross	LC05-092	69,000.00	69,000.00	01/01/05	Present	2,500.00			2,500.00
Municipal Stormwater Regulation Program	Not Available					214.14			214.14
It Pays to Plug n	Not Available	20,000.00	15,000.00	01/01/16	Present	14,400.00			14,400.00
Public Health Practice Standards Grant	Not Available					48.14			48.14
Recycling Tonnage Grant	4900-752-042-4900-001-V42Y-6020	16,331.14	16,331.14	01/01/19	12/31/20	297.83		297.83	
Recycling Tonnage Grant	4900-752-042-4900-001-V42Y-6020	18,887.59	18,887.59	01/01/20	Present		18,887.59	18,500.88	386.71
Sustainable NJ - Green Team		1,500.00	1,500.00	01/01/15	Present	421.30		421.30	
Sustainable NJ - Green Team		2,000.00	2,000.00	01/01/20	Present		2,000.00	522.20	1,477.80
Sustainable NJ - Solar Challenge		3,000.00	3,000.00	01/01/16	Present	268.38			268.38
Soil Conservation-Community Forestry Mgmt.	4870-100-042-4870-038-V4A3-6120	4,500.00	4,500.00	1/1/09	Present	1,500.00			1,500.00
						<u>529,787.19</u>	<u>72,637.29</u>	<u>26,725.30</u>	<u>575,699.18</u>
<u>State Department of Agriculture</u>									
Agricultural Development Committee Grant	11-0179-PG	\$ 405,745.20	\$ 405,745.20	1/1/20	12/31/20	-	405,745.20	-	405,745.20
						<u>-</u>	<u>405,745.20</u>	<u>-</u>	<u>405,745.20</u>
Total State Financial Assistance						<u>\$ 2,139,900.14</u>	<u>\$ 1,000,761.53</u>	<u>\$ 225,106.57</u>	<u>\$ 814,655.23</u>
								<u>\$ 2,100,899.87</u>	

Analysis of Balance December 31, 2020

Current Fund:

Reserve for Federal and State Grants - Appropriated
Reserve for Federal and State Grants - Unappropriated

Total

\$ 2,100,899.87

\$ 2,100,899.87

The accompanying Notes to Schedule of Expenditures of Awards and Financial Assistance are an integral part of this schedule.

Township of Hopewell
Notes to Schedules of Expenditures of State Financial Assistance
For the Year Ended December 31, 2020

1. GENERAL

The accompanying schedule of expenditures state financial assistance present the activity of all state financial assistance programs of the Township of Hopewell, County of Mercer, State of New Jersey. The Township is defined in the Notes to the Financial Statements, Note 1.

2. BASIS OF ACCOUNTING

The accompanying schedules of expenditures of state financial assistance is presented using the modified accrual basis of accounting as promulgated by the State of New Jersey, Department of Community Affairs, Division of Local Government Services, which is described in the Notes to the Financial Statements, Note 1.

3. RELATIONSHIP TO FINANCIAL STATEMENTS

Amounts reported in the accompanying schedules agree with amounts reported in the Township's financial statements. Expenditures from awards are reported in the Township's financial statements as follows:

	<u>State</u>
Federal and State Grant Fund	\$ 814,655.23
	<hr/>
Total Financial Assistance	\$ <u>814,655.23</u>

4. MAJOR PROGRAMS

Major programs are identified in the "Summary of Auditor's Results" section of the Schedule of Findings and Questioned Costs.

Section I --Summary of Auditor's Results

Type of auditor's report issued:

Unmodified

1) Material weaknesses identified?

yes X no

2) Significant deficiencies identified?

yes X none reported

Noncompliance material to basic financial statements noted?

yes X no

A Federal Single Audit was not required

Dollar threshold used to distinguish between type A and type B programs:

\$750,000

Auditee qualified as low-risk auditee?

X	yes	no
---	-----	----

Internal Control over major programs:

1) Material weakness(es) identified?

yes X no

2) Significant deficiencies identified that are not considered to be material weakness?

yes X none reported

Type of auditor's report on compliance for major programs:

Unmodified

Any audit findings disclosed that are required to be reported in accordance with NJOMB Circular Letter 15-08 as applicable?

yes X no

Identification of major programs:

State Grant/Project Number(s)

Name of State Program

11-0179-PG

NJ State Agricultural Development Committee Grant

TOWNSHIP OF HOPEWELL
Schedule of Findings and Questioned Costs
For the Year Ended December 31, 2020

Schedule of Financial Statement Findings

This section identifies the reportable conditions, material weaknesses, and instances of noncompliance related to the financial statements that are required to be reported in accordance with *Government Auditing Standards* and with requirements as prescribed by the Division of Local Government Services, Department of Community Affairs, State of New Jersey.

None noted.

TOWNSHIP OF HOPEWELL
Schedule of Findings and Questioned Costs
For the Year Ended December 31, 2020

Schedule of Federal Awards and State Financial Assistance
Findings and Questioned Costs

This section identifies the significant deficiencies, material weaknesses and instances of noncompliance, including questioned costs, related to the audit of major federal and state programs, as required by Title 2 U.S. Code of Federal Regulations Part 200, *Uniform Administrative Requirements, Cost Principles, and Audit Requirements for Federal Awards* (Uniform Guidance) and New Jersey Circular 15-08-OMB.

FEDERAL AWARDS

A federal single audit was not required.

STATE AWARDS

No findings identified.

TOWNSHIP OF HOPEWELL
Summary Schedule of Prior Year Audit Findings
And Recommendations as Prepared by Management

This section identifies the status of prior year findings related to the financial statements and federal and state grant awards that are required to be reported in accordance with *Government Auditing Standards* and New Jersey OMB's Circular 15-08.

FINANCIAL STATEMENT FINDINGS

There were no prior year findings.

FEDERAL AWARDS

A Federal Single Audit was not required.

STATE AWARDS

A State Single Audit was not required.

TOWNSHIP OF HOPEWELL

OFFICIALS IN OFFICE AND SURETY BONDS

The following officials were in office during the year ended December 31, 2020

<u>Name</u>	<u>Title</u>	<u>Term</u>	<u>Amount of Bond</u>	<u>Name Of Surety</u>
Kristin McLaughlin	Mayor	12/31/2022		
Michael Ruger	Deputy Mayor	12/31/2023		
Julie Blake	Committeeperson	12/31/2021		
Courtney Peters-Manning	Committeeperson	12/31/2022		
Kevin Kuchinski	Committeeperson	12/31/2023		
Elaine Cruickshank-Borges	Administrator/Chief Financial Officer		\$ 1,000,000	(A)
Laurie Gompf	Municipal Clerk		1,000,000	(A)
Daniel Keough	Tax Assessor		1,000,000	(A)
Kevin Oswald	Municipal Construction Official		1,000,000	(A)
Mark Kataryniak	Engineer/Community Development Director		1,000,000	(A)
Dawn Marling	Health Officer		1,000,000	(A)
Karin Poveromo	Recreation Director		1,000,000	(A)
Randi Knechel	Senior Service Coordinator		1,000,000	(A)
Roger Haley	Municipal Court Judge		1,000,000	(A)
Margaret Umbro	Court Administrator		1,000,000	(A)
Christine Irizarry	Deputy Court Administrator		1,000,000	(A)
Susan Newman	Human Resources Director		1,000,000	(A)
Mary Kennedy-Nadzak	Tax Collector		1,000,000	(A)
George Synder	Director of Public Works		1,000,000	(A)
Robert Karmazin	Police Director		1,000,000	(A)

(A) - Blanket Surety Coverage of \$50,000 provided by the Mid Jersey Municipal Joint Insurance Fund and \$950,000 provided by the Municipal Excess Liability Joint Insurance Fund.

ACKNOWLEDGMENT

We express our appreciation for the assistance and courtesies extended to us by the Township Officials during the course of the audit.

Respectfully submitted,

INVERSO & STEWART, LLC

A handwritten signature in black ink, appearing to read "R. P. Inverso", written in a cursive style.

Robert P. Inverso
Certified Public Accountant
Registered Municipal Accountant

July 30, 2021